

# Proven Accents®

PROVEN ACCENTS



# SILVER BULLET®

*Artemisia stelleriana*



15-25cm (6-10") Zones 5-9



Vigor: 3

Meet one of the best plants for in-demand low water combinations and landscapes. Lacy textured, silvery leaves artfully weave their way through combinations, playing well with other medium vigor plants and coordinating well with any colors you choose. Also useful as a low maintenance spreader for sunny landscapes.

## Growing Tips for SILVER BULLET®

- Good water management practices are critical to healthy plant growth; water well and then allow the plant to draw the water from the soil.
- Growing plants with too much irrigation can cause chlorosis, keep plants on the dry side.
- Once established in the container, plants can be moved outdoors to create more greenhouse space. Protect if temperatures drop below 29° F especially in the first 10 days after moving outside.
- If the crop becomes overgrown, plants can be sheared to shape. They can also be shaped after flowering in landscape use.
- 150-200 ppm fertilizer for optimal growth.
- In growing group AC (see page 145).

**Notes:** For all sizes of containers, pinch the liner 1–2 weeks after transplant; for containers larger than 6" and for hanging baskets, trim around the edge of the container as needed prior to spacing or hanging of the baskets. Once established Silver Bullet is a very fast growing plant, growth can be controlled by reducing fertility or withholding water.

## AWARD WINNER – SILVER BULLET® *Artemisia*

27 Awards including: Perfect Score, Penn State; Leader of the Pack, NC State; Top Performer, Michigan State University



SILVER BULLET®  
*Artemisia stelleriana*

# Asparagus Fern

*Asparagus densiflorus 'Sprengeri'*



30-61 cm (12-24") Vigor: 2

An iconic accent plant for hanging baskets and upright containers is the asparagus fern. It forms a dense mound of fresh green, arching fronds of needlelike foliage that are soft to the touch. This classic spiller thrives in part shade in all zones and will handle direct sun in cooler climates, so it is easy to use in a wide variety of container recipes.

## Growing Tips for Asparagus Fern

- Prefers low to medium light conditions
- Feed with 100–150 ppm N
- Avoid allowing the soil to dry to point of wilting as this will cause leaf drop
- Cold temperatures can cause foliar bleaching
- In growing group BB (see page 145).

**Notes:** No pinching or PGRs are needed for asparagus fern. General scouting practices are needed; watch for aphids.



Asparagus Fern  
*Asparagus densiflorus*

# PEGASUS<sup>®</sup> *Begonia*

LANDSCAPE   30-46cm (12-18") Vigor: 3

This impressive begonia features glossy, durable, deep green leaves with extensive silver markings. Its upright habit makes it an eye-catching thriller in combination containers and it looks great in landscapes, too.

### Growing Tips for PEGASUS<sup>®</sup>

- 150-200 ppm N.
- No growth regulators recommended or needed.
- Good air circulation and bright but filtered light will decrease the threat of botrytis.
- Pegasus is tough and durable, however still needs temps above 50° F to look its best.
- In growing group BA (see page 145).

**Notes:** Treat with preventative broad spectrum fungicidal drench at transplant. Scout crops regularly (at least once a week) for disease development.

### AWARD WINNER – PEGASUS<sup>®</sup> *Begonia*

27 Awards including: Top Performer, Colorado State University; Top Performer, Jardin Daniel A Seguin; Top Performer, Massachusetts Horticulture Society; Leader of the Pack, North Carolina State University; Top Performer, Texas A&M; Top Performer, University of Tennessee-Knoxville

# SILVER FALLS<sup>™</sup> *Dichondra argentea*

LANDSCAPE   5-15cm (2-6") Vigor: 3

This versatile spiller enhances hanging baskets and upright container recipes with its long, trailing stems lined with small, metallic silver leaves that flow from the edges of containers like a sparkling waterfall. It is exceptionally tolerant of heat, humidity and drought.

### Growing Tips for SILVER FALLS<sup>™</sup>

- Requires high light levels in production.
- Feed with 150-200ppm N.
- Easiest to grow in warm, dry conditions. Let the crop dry out well before watering again.
- In growing group BA (see page 145).

**Notes:** Pinching should not be necessary. A tank mix of 5000ppm B-Nine<sup>®</sup> and 1000ppm Cycocel<sup>®</sup> applied one week after transplant will increase branching, control stem length and prevent plants from tangling. It will also increase the silvering of the foliage.



PEGASUS<sup>®</sup> *Begonia*



SILVER FALLS<sup>™</sup>  
*Dichondra argentea*

# Spikes *Dracaena indivisa*

  61-91cm (24-36") Vigor: 3

An easy and economical way to add value to container recipes is by adding a single spike as a thriller. Its broad, green, sword-shaped leaves emanate from a single trunk, adding dynamic presence, structure and height to container plantings. Spikes are tolerant of a broad range of growing conditions and are easy to overwinter in a greenhouse or as a houseplant.

## Growing Tips for Spikes





- Prefers medium to high light conditions
- Feed with 150–200 ppm N
- Container size will ultimately control height of plant
- Do not bury crown when transplanting
- Avoid dry down as this will cause tip burn
- In growing group BB (see page 145).

**Notes:** No pinching or PGRs are needed for spike plants. General scouting practices are needed; watch for spider mites.



Spikes  
*Dracaena indivisa*

# English Ivy *Hedera helix*

LANDSCAPE     8-20 cm (3-8") Vigor: 2 except Needlepoint – Vigor: 1

Ivy is incredibly useful in designing upright containers and hanging basket recipes since it grows in any conditions – sun or shade, moist or dry, in cool or warm climates. Use it as a spiller, a climber on trellises and fences, or on topiary forms. Both solid and variegated-leaf forms are available; variegated selections tend to have a slower growth rate.

## Needlepoint *Hedera helix*

This finely textured ivy features dark green leaves with 3 to 5 sharply pointed lobes, including an elongated center lobe. Short internodes keep the leaves tightly spaced on the trailing stems. Its attractive evergreen foliage is a classic spiller for containers. New this year. *Sobkovich only*

## Growing Tips for English Ivy

- Prefers medium light conditions
- Feed with 150–200 ppm N
- Do not allow the plant to dry to the point of wilting or leaf burn will occur
- In growing group BB (see page 145).

**Notes:** Pinch at time of transplant, leaving at least three nodes intact. For larger pot sizes, multiple pinches can be beneficial. No PGRs are necessary. General scouting practices are needed; watch for spider mites.



Needlepoint  
*Hedera helix*



Yellow Ripple  
*Hedera helix*



PATRICIA®  
*Hedera helix*

Glacier  
*Hedera helix*

# Licorice Plant *Helichrysum*



20-30cm (8-12")

Vigor: 3

Icicles: 20-41cm (8-16")

Vigor: 2

These beautiful and undemanding accent plants are easy to use in hanging baskets, upright containers and window boxes as a fun foliage filler or spiller. Like many silver foliage plants, they are sun, heat and drought tolerant and require little fertilizer to thrive. Icicles makes an eye-catching upright filler with its dense, needlelike foliage. The smaller-leaved selections add a pop of silver on long, arching stems in mixed color combos.

## Growing Tips for Licorice Plant

- Prefers medium to high light conditions
- Feed with 150–200 ppm N
- Avoid wet or moist soils in low light months
- In growing group CB (see page 145).

**Notes:** Pinch plants once and drench with a preventative fungicide two weeks after transplant. General scouting practices are needed; watch for spider mites, aphids and whiteflies. PGRs are not necessary. Trim trailing varieties to shape if growing in large containers or combinations.



Petite Licorice  
*Helichrysum petiolare*



Icicles  
*Helichrysum thianschanicum*



Licorice Splash  
*Helichrysum petiolare*



White Licorice  
*Helichrysum petiolare*

# ILLUSION® and SWEET CAROLINE *Ipomoea batatas*

Sweet potato vines have long been essential components of container recipes and landscapes. The exceptional genetics we offer include a wide range of colors, shapes and habits. All are selected against flowering and potato production and are selected against displaying oedema under high stress conditions, which ensures vigorous growth.

## ILLUSION® *Ipomoea batatas*

    15-25cm (6-10") Vigor: 3

## Sweet Caroline *Ipomoea batatas*

    15-41cm (6-16") Vigor: 3 except Sweet Caroline Bewitched Green with Envy: Vigor: 4

## ILLUSION® Penny Lace *Ipomoea* \*\*\*\* USPPAF CanPBRAF

Red *Ipomoea* just keep getting better! This improved cultivar features deeper red, highly dissected foliage and a more spherical, less trailing habit than its predecessor, Garnet Lace. It is an essential component plant that pairs beautifully with scarlet, orange, gold and white in recipes. New this year.

## Growing Tips for ILLUSION® and Sweet Caroline

- 150-200 ppm fertilizer for optimal growth.
- Keep air circulation up and foliage dry. Prolonged wet foliage may lead to bacterial leaf spotting.
- Use 2500 ppm of B-Nine® to maintain shape on 4.5".
- This crop loves the heat and humidity. For the fastest crops keep production temperatures over 70° F and keep fertility levels fairly high.
- In growing group BC (see page 145).

**Notes:** Treat with a broad spectrum fungicidal drench 1-2 weeks after transplant. For Illusions, no pinch is necessary. For Sweet Caroline varieties, pinch once, 2 weeks after liner planting.

## AWARD WINNERS

### ILLUSION® *Ipomoea batatas*

171 Awards including: Top Performer, Oklahoma State; Leader of the Pack, North Carolina State; Outstanding Rating, Disney Trials

### SWEET CAROLINE *Ipomoea batatas*

353 Awards including: Leader of the Pack, North Carolina State; Prairie Star, Kansas State; Best Varieties, Penn State

## Proven Winners *Ipomoea* Comparison Chart

Series	Varieties	Distinguishing Characteristics	Breeding Goal	Colors	Habit	Branching – Relative to Others	Flowering	Leaf Shape	PGR Requirements
<b>Illusion®</b>	Emerald Lace Midnight Lace Penny Lace	Dissected foliage; compact habit	Same as Sweet Caroline	Light green, purple, red or bronze	Compact	High	No – Rarely, when under stress	Dissected	Usually not needed
<b>Sweet Caroline Bewitched</b>	Bewitched After Midnight™ Bewitched Green with Envy™	Compact mounding but not trailing habit; more upright initially; serrated leaf margin	Mounding habit with serrated leaf	Light green, purple-black	Compact	Medium to high	Occasionally under short days, low light	Serrated margin	Not needed
<b>Sweet Caroline Sweetheart</b>	Jet Black™ Lime Red	Enhanced branching over Sweet Caroline series; heart- shaped leaves	Same as Sweet Caroline	Light green, purple, red	Moderately compact	Medium	No	Entire, cordate	May be needed for holding plants and small container sizes
<b>Sweet Caroline</b>	Medusa™ Green Raven™ Red Hawk™	Enhanced branching and reduced stem elongation over free varieties	Bred for reduced internode size, better branching and reduced storage root formation	Light green, red, purple- black	Mounding	Medium	No	Deeply lobed	May be needed for holding plants and small container sizes
	Light Green	Enhanced branching and reduced stem elongation over free varieties	Bred for reduced internode size, better branching and reduced storage root formation	Light green	Trailing	Medium	No	Deeply lobed	May be needed for holding plants and small container sizes
	<b>Blackie</b>	Aggressive trailing growth	First ornamental sweet potato on the market	Purple-black	Trailing	Low	Occasionally under short days, low light	Deeply lobed	May be needed for holding plants and small container sizes
	<b>Margarita</b>	Aggressive trailing growth	First ornamental sweet potato on the market	Chartreuse	Trailing	Low	Occasionally under short days, low light	Entire, cordate	May be needed for holding plants and small container sizes

# ILLUSION® and SWEET CAROLINE *Ipomoea batatas*

continued



**NEW**

ILLUSION® Emerald Lace  
*Ipomoea batatas* <sup>NCDNRSP012EMLC</sup> USPP21744 Can416Z

ILLUSION® Midnight Lace  
*Ipomoea batatas* <sup>NCDNRSP011MMLC</sup> USPP21743 Can4161

ILLUSION® Penny Lace  
*Ipomoea* <sup>\*\*\*\* USPPAF CanPBRAF</sup>



**Top 50**

Sweet Caroline Bewitched AFTER MIDNIGHT™  
*Ipomoea batatas* <sup>NCDNRSP-020BWAM</sup> USPP29858 Can5178

'Sweet Caroline Light Green'  
*Ipomoea batatas* <sup>USFP15028 Can2975</sup>

'Sweet Caroline Sweetheart Red'  
*Ipomoea batatas* <sup>USFP19013 Can2904</sup>





Sweet Caroline RED HAWK™  
*Ipomoea batatas* <sup>NCORNSP-026SCRH</sup> USPPAF CanPBRAF

Sweet Caroline Bewitched GREEN WITH ENVY™  
*Ipomoea batatas* <sup>NCORNSP-020BWGWIE</sup> USPP29803 Can5779



Top 50

Sweet Caroline Sweetheart JET BLACK™  
*Ipomoea batatas* <sup>NCORNSP-021SHUB</sup> USPP29378 Can5780



Sweet Caroline MEDUSA™ Green  
*Ipomoea batatas* <sup>NCORNSP-027SCMG</sup> USPP34146 CanPBRAF



Top 50

Sweet Caroline Sweetheart Lime  
*Ipomoea batatas* <sup>NCORNSP-019SCSHLM</sup> USPP28318 Can5777



Sweet Caroline RAVEN™  
*Ipomoea batatas* <sup>NCORNSP-024SCR1</sup> USPP31837 Can6286

# Blackie and Margarita

## *Ipomoea batatas*

LANDSCAPE   10-25cm (4-10") Vigor: 4

When long, bold, strongly trailing spillers are what you need, choose from these two selections which can trail up to six feet from mostly unbranched stems. Blackie presents deep purple-black, deeply lobed foliage on cascading stems, while Margarita's chartreuse leaves are more heart-shaped. Both exhibit good heat tolerance and are versatile in hanging baskets and landscapes.



Margarita  
*Ipomoea batatas*



Blackie  
*Ipomoea batatas*

# PINK CHABLIS®

## *Lamium maculatum*

LANDSCAPE   20-30cm (8-12") Zones 4-8  Vigor: 3

Easily adaptable for containers and landscapes, this versatile plant thrives in sun and shade. Its cool silver foliage complements the pretty pink blossoms that dot the trailing stems.

### Growing Tips for PINK CHABLIS®

- Can be produced under high or low light levels.
- 150-200 ppm fertilizer for optimal growth.
- Leaf purpling can occur when grown in low-fertility situations or cold temperatures.
- Very tolerant of cool temperatures; can be moved outdoors once temps are above 28° F (-2° C).
- All Lamiums are susceptible to downy mildew, scout crops regularly.
- In growing group AC (see page 145).

**Notes:** Winter flowering occurs in Sunbelt states. No pinching or growth regulator needed.

### AWARD WINNER – PINK CHABLIS® *Lamium*

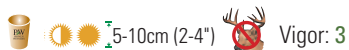
6 Awards including: Top Pick, Dallas Arboretum; Top Performer-Perennial, Colorado State University; Knock Your Socks Off, University of Georgia; Top Performer, University Laval



PINK CHABLIS®  
*Lamium maculatum* Check In! USPP17925

# Goldilocks

*Lysimachia nummularia*



This popular, brilliant gold to chartreuse spiller for container recipes has a strictly trailing habit so it won't take up any extra space in the basket and will leave plenty of room for its medium vigor companions. Retains its color well all season and complements everything it's paired with, from bright to pastel color palettes. New this year.

## Growing Tips for Goldilocks

- High light loving plant in the North and humid climates; requires some shade or filtered light in the South
- Bright light will intensify the golden color.
- 150-200 ppm N
- Cool growing conditions will slow the growth of the crop.
- In growing group BC (see page 145).

*Notes:* Treat with a preventative broad spectrum fungicidal drench 2 weeks after transplant. Pinch once two weeks after transplant. If dried down, Goldilocks will become susceptible to diseases; moisture fluctuation in the soil can lead to phytophthora. Scout regularly for mites which can be problematic.

# WAIKIKI SUNSET™

*Lysimachia congestiflora*



Tired of using the same trailing plants in your recipes? This versatile spiller for sun and shade features dynamic gold and green variegated foliage with relatively short, trailing stems accented by occasional yellow blossoms that bring in the pollinators. Easy to grow and use in container recipes and can also be used as a perennial groundcover in zones 7 and up. New this year.

## Growing Tips for WAIKIKI SUNSET™

- High light loving plant in the North and humid climates; requires some shade or filtered light in the South
- Bright light will intensify the variegation.
- 150-200 ppm N
- Cool growing conditions will slow the growth of the crop.
- In growing group BC (see page 145).

*Notes:* Treat with a preventative broad spectrum fungicidal drench 2 weeks after transplant. Pinch once two weeks after transplant. If dried down, Waikiki Sunset will become susceptible to diseases; moisture fluctuation in the soil can lead to phytophthora. Scout regularly for mites which can be problematic.



Goldilocks  
*Lysimachia nummularia*

WAIKIKI SUNSET™  
*Lysimachia congestiflora*

# Big Leaf Creeping Wire Vine

*Muehlenbeckia complexa*

LANDSCAPE    10-15cm (4-6") Vigor: 2

If your spiller roster could use a little refresher, consider big leaf creeping wire vine. Branding elevates the value of this spiller for premium recipes. It's as versatile as ivy or vinca in sun and part shade, but fuller with an airier texture. Pair it with any medium vigor plants in baskets or upright containers, or use it as a perennial groundcover in zones 8 and up. New this year.

## Growing Tips for Big Leaf Creeping Wire Vine

- Requires bright light in production.
- 150-200 ppm N
- Cool growing conditions will slow the growth of the crop.
- In growing group BC (see page 145).

**Notes:** Treat with a preventative broad spectrum fungicidal drench 2 weeks after transplant. Pinch once two weeks after transplant. Moisture fluctuations in the soil can lead to root diseases and sometimes leaf drop. This plant will take drier soil conditions, but growth will be slowed. Scout regularly for mites which can be problematic.



Big Leaf Creeping Wire Vine  
*Muehlenbeckia complexa*

# Swedish Ivy

*Plectranthus coleoides variegata*

   15-46cm (6-18")  Vigor: 4

A longtime favorite of consumers and so easy to grow. Branding now elevates the value of this spiller in premium recipes where it can keep up with our most vigorous annuals like Supertunia® and Superbena®. Cascading fountain-like branches lined with fuzzy, bright cream and lime green variegated, scalloped leaves are highly fragrant, keeping deer at bay. New this year.

## Growing Tips for Swedish Ivy

- Prefers high light in production.
- 150-200 ppm N
- Prefers good drainage to perform well.
- Easy to control growth habit by pinching and trimming.
- Cold is a good natural growth regulator. Foliage will blush with cooler temperatures but will shift back when temperatures rise.
- In growing group AC (see page 145).




**Notes:** Pinch at 1-2 weeks after transplant if needed. For hanging baskets and pots larger than 6", make a soft pinch at planting and trim around pot just prior to hanging. Scout regularly for aphids which can be problematic. Be sure to check hanging baskets that are hanging high.



Swedish Ivy  
*Plectranthus coleoides variegata*

# 'Golden Delicious'

*Salvia elegans*

LANDSCAPE   91-122cm (36-48")  Vigor: 4

Chartreuse plants are always in high demand since they provide an elegant accent to plants of every other color in combinations and landscape designs. This pineapple sage makes an outstanding thriller in large container recipes and forms a robust clump in the garden. It is heat and humidity tolerant and is resistant to downy mildew. Full sun conditions yield radiant yellow foliage; will be more chartreuse in shade. In warm climates with long growing seasons, this short-day plant may produce fire engine red flowers in fall.

### Growing Tips for 'Golden Delicious'

- Requires high light in production.
- Good air circulation and well-drained soil are important. Avoid saturated containers and grow slightly on the dry side.
- 150-200 ppm N. Be careful to not overfertilize. Using fertilizer high in ammonia can cause excessive vegetative growth and lack of flowers.
- Grow in 4.25 Grande™ for early season sales and in 1.0 Royale™ containers for bigger impact.
- In growing group AB. (see page 145).

**Notes:** Compact early habit is great for container production. Pinch at 1-2 weeks after transplant if needed. Growth can be controlled using lower temperatures. A routine preventative broad spectrum fungicidal spray program is encouraged. Growth can be controlled using B-Nine® at 2500 to 3750 ppm.

### AWARD WINNERS – 'Golden Delicious' *Salvia*

23 Awards including: Top 10, JC Raulston Arboretum; Top Performer, Cornell University; Excellent Cool Season, Disney

# Persian Shield

*Strobilanthes dyerianus*

LANDSCAPE   46-91cm (18-36") Vigor: 3

This essential tropical accent plant makes a bold thriller in containers and landscapes. Long, narrow leaves are uniquely iridescent purple with black, green and silver accents. It thrives in warm, humid weather. The brightest coloration occurs in part shade in all but the coolest climates where it will grow in full sun. It is also adaptable as a houseplant.

### Growing Tips for Persian Shield

- Prefers high light conditions
- Feed with 150–200 ppm N
- In growing group BB (see page 145).

**Notes:** Pinch plants once and drench with a preventative fungicide two weeks after transplant. A second pinch is optional based on your container size. Cycocel®, B-Nine® and Bonzi® are all effective at controlling height and internodal stretch. General scouting practices are needed; watch for spider mites, aphids and whiteflies.








Persian Shield *Strobilanthes dyerianus*



'Golden Delicious'  
*Salvia elegans* USPP17977

# 'Purple Queen'

*Tradescantia pallida*

LANDSCAPE     30-46cm (12-18")  Vigor: 3

Purple continues to rank as the most popular color among consumers, and this tropical purple trailing succulent always sells. It retains its deep coloring all season in sun or shade, high heat and drought conditions. Elevate it in your lineup with Proven Winners branding for premium container recipes or sell as a perennial groundcover in zones 8 and up.

New this year. *Sobkovich only*

## Growing Tips for 'Purple Queen'

- Requires high light in production.
- 150-200 ppm N
- Good air circulation and water drainage are important. Use a well-drained soil mix.
- Good water management practices are critical to healthy plant growth.
- In growing group BB (see page 145).

**Notes:** Upon planting, water in the liners without saturating the soil. Allow the soil to stay relatively dry for 7-10 days to establish a strong root system. Treat with a preventative broad spectrum fungicidal drench at 1-2 weeks after transplant. Pinch 2 weeks after transplant. Benefits from frequent pruning to keep the plants full. Apply growth regulators as needed for height control; secondary pinches or tip removals will promote branching and control growth.



'Purple Queen'  
*Tradescantia pallida*

# 'Variegata' and 'Wojo's Jem' *Vinca*

LANDSCAPE    8-15cm (3-6")  Vigor: 2

A delicate accent for hanging baskets, upright containers and window boxes, these trailing vinca vines won't take up much room but will make a beautiful visual impact. Use the more subtle toned 'Variegata' with pastels and patterned companions, or the strongly variegated 'Wojo's Jem' with bold, solid colored companions. These vines grow quickly and tolerate sun or shade conditions.

## Growing Tips for 'Variegata' and 'Wojo's Jem'

- Prefers high light conditions
- Feed with 150–200 ppm N
- In growing group AB (see page 145).

**Notes:** Drench with a preventative fungicide two weeks after transplant. For vinca grown in 6" or smaller containers, a single pinch two weeks after transplant is usually sufficient to produce a nicely branched plant. A Florel® application of 500ppm can also help to build a fuller plant. General scouting practices are needed; watch for spider mites and aphids.



'Wojo's Jem'  
*Vinca maculata* USPP11809



'Variegata'  
*Vinca major*