PW PROVEN WINNERS® The #1 Plant Brand®

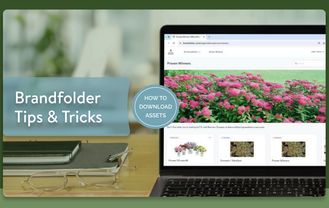

Brandfolder, Reimagined.

Your monthly guide for helpful tips and tricks into the world of asset management, organization and navigation.

Save time and get the most out of our Brandfolder. Each month we'll highlight simple tricks to help you navigate, download, and use assets with ease.

Find Assets Faster: How to view Asset Details & Download Options in Proven Winners® Brandfolder.

Looking to download or view asset information?

Scroll to view our step-by-step guide on searching for assets using keywords, phrases, and asset sections.

For a more comprehensive walkthrough, click to view the full video tutorial.

Watch Video Tutorial

Step 1

Type a keyword or phrase, click Search, then scroll down to view the results. *Select View* to open and preview the asset.

Step 2

- In the asset view, ***click Similar*** to see related assets that share similar attributes or keywords.

Step 3

To view asset details (e.g., Suncredible®), click Overview.

Step 4

Overview displays fields containing key asset information (e.g., plant attributes).

Step 5

To download an asset, click Options. Select Download. The file will download automatically.

Step 6

You can also click the arrow dropdown for a quick automatic download.

Step 7

For custom download options, click Options again.

Step 8

Choose the desired file format and select from size options (Small, Medium, Large, or Original).

Step 9

To view asset details (e.g., Suncredible®), click Overview.

Step 10

Overview displays fields containing key asset information (e.g., plant attributes).

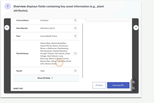

Step 11

To download an asset, click Options. Select Download. The file will download automatically.

Step 12

You can also click the arrow dropdown for a quick automatic download.

Step 13

For custom download options, click Options again. Choose the desired file format and select from size options.

Step 14

Click Download to begin. (Depending on the file size, this may take a moment.)

Step 15

You do not need to wait for the download to complete to continue browsing. Click the Close icon to return to your search.

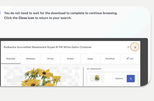

Looking to learn more?

Click here to explore more tutorials.