

ANGELFACE® Cascade Blue

Angelonia hybrid



Landscape Info:	
USDA zone:	9-11
Mature height:	8-12"
Exposure:	Full Sun
Irrigation:	Moderate

Features & Benefits:
Versatile color for summer recipes, mixes with most Proven Winners® components, an addition to the ANGELFACE® collection. Faster finish, easy to flower. Ideal for summer combinations that will flourish through the heat of the summer, heat and drought tolerant.
Large-flowered, deep blue blooms all season; grape-scented foliage; low maintenance.

PW
PROVEN
WINNER
 The #1 Plant Brand

Cultural info:		
pH/EC (2:1):	5.8 - 6.2 / 0.6 - 0.9	
Fertilization:	150 – 200 ppm N	
Light Level:	High	
Watering:	Moderate	
Rooting Out Temp:	65-72°F	
Growing Temp:	70-75°F	
Holding Temp:	60-75°F	
Sales Window:	Spring to Fall sales.	
Pinching:	Pinch at 1-2 wks after transplant if needed.	
Vernalization:	NA	
Vigor Rating:	3	
Natural Day Flower:	Long Day for peak blooming	
Finish Size	Liner/Pot	Weeks to Finish
Grande™	1	5 to 7
Quart	1	6 to 8
Royale™	1-3	7 to 9
10" basket/container	3-5	10 to 12

Grower Tips:
<ul style="list-style-type: none"> • Vigorous enough to mix with SUPERBELLS®, SUPERTUNIA® and SUPERBENA®. • All Angelonia do best when production temperatures are 65°F or above. Order your liners with this in mind. • Good air circulation, control of humidity, and good sanitation practices are critical. • Good water management practices are critical to healthy plant growth. • Treat with a preventative broad spectrum fungicidal drench at 1-2 weeks after transplant. • Scout crops regularly (at least once a week) for disease development. • Grow in 4.25 Grande™ containers, landscapes, monoculture hanging baskets, or combos with other medium vigor plants.
NOTES:

ANGELFACE® Cascade White

Angelonia hybrid



Landscape Info:	
USDA zone:	9-11
Mature height:	8-12"
Exposure:	Full Sun
Irrigation:	Moderate

Features & Benefits:	
Versatile color for summer recipes, mixes with most Proven Winners® components, an addition to the ANGELFACE® collection. Faster finish, easy to flower.	
Ideal for summer combinations that will flourish through the heat of the summer, heat and drought tolerant.	
Large-flowered, pure white blooms all season; grape-scented foliage; low maintenance.	

PW
PROVEN
WINNER
 The #1 Plant Brand

Cultural info:		
pH/EC (2:1):	5.8 - 6.2 / 0.6 - 0.9	
Fertilization:	150 – 200 ppm N	
Light Level:	High	
Watering:	Moderate	
Rooting Out Temp:	65-72°F	
Growing Temp:	70-75°F	
Holding Temp:	60-75°F	
Sales Window:	Spring to Fall sales.	
Pinching:	Pinch at 1-2 wks after transplant if needed.	
Vernalization:	NA	
Vigor Rating:	3	
Natural Day Flower:	Long Day for peak blooming	
Finish Size	Liner/Pot	Weeks to Finish
Grande™	1	5 to 7
Quart	1	6 to 8
Royale™	1-3	7 to 9
10" basket/container	3-5	10 to 12

Grower Tips:	
<ul style="list-style-type: none"> • Vigorous enough to mix with SUPERBELLS®, SUPERTUNIA® and SUPERBENA®. • All Angelonia do best when production temperatures are 65°F or above. Order your liners with this in mind. • Good air circulation, control of humidity, and good sanitation practices are critical. • Good water management practices are critical to healthy plant growth. • Treat with a preventative broad spectrum fungicidal drench at 1-2 weeks after transplant. • Scout crops regularly (at least once a week) for disease development. • Grow in 4.25 Grande™ containers, landscapes, monoculture hanging baskets, or combos with other medium vigor plants. 	
NOTES:	

ANGELFACE® Cascade Pink

Angelonia hybrid



Landscape Info:	
USDA zone:	9-11
Mature height:	8-12"
Exposure:	Full Sun
Irrigation:	Moderate

Features & Benefits:	
Versatile color for summer recipes, mixes with most Proven Winners® components, an addition to the ANGELFACE® collection. Faster finish, easy to flower.	
Ideal for summer combinations that will flourish through the heat of the summer, heat and drought tolerant.	
Large-flowered, rich pink blooms all season; grape-scented foliage; low maintenance.	



Cultural info:		
pH/EC (2:1):	5.8 - 6.2 / 0.6 - 0.9	
Fertilization:	150 – 200 ppm N	
Light Level:	High	
Watering:	Moderate	
Rooting Out Temp:	65-72°F	
Growing Temp:	70-75°F	
Holding Temp:	60-75°F	
Sales Window:	Spring to Fall sales.	
Pinching:	Pinch at 1-2 wks after transplant if needed.	
Vernalization:	NA	
Vigor Rating:	3	
Natural Day Flower:	Long Day for peak blooming	
Finish Size	Liner/Pot	Weeks to Finish
Grande™	1	5 to 7
Quart	1	6 to 8
Royale™	1-3	7 to 9
10" basket/container	3-5	10 to 12

Grower Tips:	
<ul style="list-style-type: none"> • Vigorous enough to mix with SUPERBELLS®, SUPERTUNIA® and SUPERBENA®. • All Angelonia do best when production temperatures are 65°F or above. Order your liners with this in mind. • Good air circulation, control of humidity, and good sanitation practices are critical. • Good water management practices are critical to healthy plant growth. • Treat with a preventative broad spectrum fungicidal drench at 1-2 weeks after transplant. • Scout crops regularly (at least once a week) for disease development. • Grow in 4.25 Grande™ containers, landscapes, monoculture hanging baskets, or combos with other medium vigor plants. 	
NOTES:	

ANGELFACE® Wedgwood Blue Imp

Angelonia hybrid



Landscape Info:	
USDA zone:	9-11
Mature height:	18-24"
Exposure:	Full Sun
Irrigation:	Moderate

Features & Benefits:
Large flowered, and upright with blue and white bicolor flowers. Improved for better branching and upright habit to better match the ANGELFACE® collection.
Quick finish and easy to flower. The best garden performance.
Blooms all season; heat and drought tolerant plants; grape-scented foliage; low maintenance.

PW
PROVEN
WINNER.
 The #1 Plant Brand

Cultural info:		
pH/EC (2:1):	5.8 - 6.2 / 0.6 - 0.9	
Fertilization:	150 – 200 ppm N	
Light Level:	High	
Watering:	Moderate	
Rooting Out Temp:	65-72°F	
Growing Temp:	70-75°F	
Holding Temp:	60-75°F	
Sales Window:	Spring to Fall sales.	
Pinching:	Pinch at 1-2 wks after transplant if needed.	
Vernalization:	NA	
Vigor Rating:	3	
Natural Day Flower:	Long Day for peak blooming	
Finish Size	Liner/Pot	Weeks to Finish
Grande™	1	5 to 7
Quart	1	6 to 8
Royale™	1-3	7 to 9
10-14" container	3-5	10 to 12

Grower Tips:
<ul style="list-style-type: none"> All Angelonia do best when production temperatures are 65°F or above. Order your liners with this in mind. Good air circulation, control of humidity, and good sanitation practices are critical. Good water management practices are critical to healthy plant growth. Treat with a preventative broad spectrum fungicidal drench at 1-2 weeks after transplant. Scout crops regularly (at least once a week) for disease development. Grow in 4.25 Grande™ containers, landscapes, monoculture hanging baskets, or combos with other medium vigor plants.
NOTES:

ANGELFACE® Steel Blue

Angelonia hybrid



Landscape Info:	
USDA zone:	9-11
Mature height:	18-24"
Exposure:	Full Sun
Irrigation:	Moderate

Features & Benefits:
New large-flowered, steel-blue color addition to the ANGELFACE® collection.
Quick finish and easy to flower. The best garden performance.
Blooms all season; heat and drought tolerant plants; grape-scented foliage; low maintenance.

PW
**PROVEN
 WINNER.**
 The #1 Plant Brand

Cultural info:		
pH/EC (2:1):	5.8 - 6.2 / 0.6 - 0.9	
Fertilization:	150 – 200 ppm N	
Light Level:	High	
Watering:	Moderate	
Rooting Out Temp:	65-72°F	
Growing Temp:	70-75°F	
Holding Temp:	60-75°F	
Sales Window:	Spring to Fall sales.	
Pinching:	Pinch at 1-2 wks after transplant if needed.	
Vernalization:	NA	
Vigor Rating:	3	
Natural Day Flower:	Long Day for peak blooming	
Finish Size	Liner/Pot	Weeks to Finish
Grande™	1	5 to 7
Quart	1	6 to 8
Royale™	1-3	7 to 9
10-14" container	3-5	10 to 12

Grower Tips:
<ul style="list-style-type: none"> All Angelonia do best when production temperatures are 65°F or above. Order your liners with this in mind. Good air circulation, control of humidity, and good sanitation practices are critical. Good water management practices are critical to healthy plant growth. Treat with a preventative broad spectrum fungicidal drench at 1-2 weeks after transplant. Scout crops regularly (at least once a week) for disease development. Grow in 4.25 Grande™ containers, landscapes, monoculture hanging baskets, or combos with other medium vigor plants.
NOTES:

ANGELFACE® Blue Imp

Angelonia hybrid



Landscape Info:	
USDA zone:	9-11
Mature height:	18-24"
Exposure:	Full Sun
Irrigation:	Moderate

Features & Benefits:
<p><u>Key upgrade on the top-selling ANGELFACE® collection.</u> Improved branching, habit, and flower presentation.</p> <p>Quick finish and easy to flower. The best garden performance.</p> <p>Blooms all season; heat and drought tolerant plants; grape-scented foliage; low maintenance.</p> <p>Top seller.</p>

PW
**PROVEN
 WINNER.**
 The #1 Plant Brand

Cultural info:		
pH/EC (2:1):	5.8 - 6.2 / 0.6 - 0.9	
Fertilization:	150 – 200 ppm N	
Light Level:	High	
Watering:	Moderate	
Rooting Out Temp:	65-72°F	
Growing Temp:	70-75°F	
Holding Temp:	60-75°F	
Sales Window:	Spring to Fall sales.	
Pinching:	Pinch at 1-2 wks after transplant if needed.	
Vernalization:	NA	
Vigor Rating:	3	
Natural Day Flower:	Long Day for peak blooming	
Finish Size	Liner/Pot	Weeks to Finish
Grande™	1	5 to 7
Quart	1	6 to 8
Royale™	1-3	7 to 9
10-14" container	3-5	10 to 12

Grower Tips:
<ul style="list-style-type: none"> All Angelonia do best when production temperatures are 65°F or above. Order your liners with this in mind. Good air circulation, control of humidity, and good sanitation practices are critical. Good water management practices are critical to healthy plant growth. Treat with a preventative broad spectrum fungicidal drench at 1-2 weeks after transplant. Scout crops regularly (at least once a week) for disease development. Grow in 4.25 Grande™ containers, landscapes, monoculture hanging baskets, or combos with other medium vigor plants. <p>NOTES:</p>

LADY GODIVA™ Yellow

Calendula hybrid 'kercaldiyell' PPAF



Landscape Info:	
USDA zone:	7-11
Mature height:	10-16"
Exposure:	Part to Full Sun
Irrigation:	Average

Features & Benefits:
This reinvention of Calendula gives increased heat tolerance and all-season performance. Joins Lady Godiva™ Orange for two intense colors..
Bright, clear yellow flower color. Large, fully double blooms. High disease tolerance, low seed set.
Tough enough to keep blooming through the summer. Daylength neutral for early season sales.


PW
PROVEN
WINNER.
 The #1 Plant Brand

Cultural info:		
pH/EC (2:1):	5.8-6.2/ 0.6-0.9	
Fertilization:	150-200 ppm N	
Light Level:	High	
Watering:	Average	
Rooting Out Temp:	65-72°F	
Growing Temp:	55-65°F	
Holding Temp:	40-50°F	
Sales Window:	Spring, Summer, Fall	
Pinching:	Pinch at 1–2 weeks after transplant if needed.	
Vernalization:	NA	
Vigor Rating:	2	
Natural Day Flower:	Long Days for peak blooming	
Finish Size	Liner/Pot	Weeks to Finish
Grande™	1	5 to 7
Quart	1	6 to 8
Royale™	1-3	7 to 9
10" basket/container	3-5	10 to 12

Grower Tips:
<ul style="list-style-type: none"> • Lady Godiva™ is an innovation in heat tolerant, long performance Calendula. • The crop is tolerant of variety of production environments, for most grower will not a pinch, or PGR, and quickly in bloom for fast turnover. • Use containers and landscapes. • Fast to finish, with great retail shelf life. • High light in production is essential. • Good water management practices are critical to healthy plant growth. Avoid overhead watering late in the day. Grow slightly on the dry side. Using fertilizer high in ammonia content can cause excessive vegetative growth and lack of flowers. • Growth can be controlled using lower temperatures. • A routine preventative fungicidal spray program is encouraged. • Good air circulation, control of humidity, and good sanitation practices are critical.
NOTES:

SUPERBELLS® Double Chiffon

Calibrachoa hybrid



Landscape Info:	
USDA zone:	9-11
Mature height:	6-12"
Exposure:	Part to Full Sun
Irrigation:	Average

Features & Benefits:
Fully double, soft-lemon flowers; color expansion for SUPERBELLS® Double line. Ideal companion for SUPERBELLS® Double Ruby & Double Orchid.
Selected for early flowering with the same strong performance as other SUPERBELLS®. Screened for high Thielaviopsis resistance.
Large flowers and great retail presentation.

PW
PROVEN
WINNER.
 The #1 Plant Brand

Cultural info:		
pH/EC (2:1):	5.5-5.8/ 0.6-0.9	
Fertilization:	150-200 ppm N	
Light Level:	High	
Watering:	Average	
Rooting Out Temp:	65-72°F	
Growing Temp:	55-65°F	
Holding Temp:	40-50°F	
Sales Window:	Spring, Summer, Fall	
Pinching:	Pinch at 1–2 weeks after transplant if needed.	
Vernalization:	NA	
Vigor Rating:	3	
Natural Day Flower:	Long Days for peak blooming	
Finish Size	Liner/Pot	Weeks to Finish
Grande™	1	5 to 7
Quart	1	6 to 8
Royale™	1-3	7 to 9
10" basket/container	3-5	10 to 12

Grower Tips:
<ul style="list-style-type: none"> • Want an even earlier crop? All of the SUPERBELLS® collection are ideal for Supernova/Enhanced Liner treatment. Contact your supplier for details. • Calibrachoa need good drainage to perform well. • Chlorotic tips is often an indicator of high pH. Be sure to keep pH in optimum range. • Reducing production temperatures is a good natural growth regulator. • Scout regularly for aphids and thrips, which can be problematic. Be sure to check hanging baskets that are hanging high. • For hanging baskets and pots larger than 6" make a soft pinch at planting and trim around pot just prior to hanging. • 5-10 ppm Sumagic or a B-Nine/Cycocel (2500/750 ppm) tank mix is effective. 500 ppm Florel on baskets and larger pots will promote branching.
NOTES:

SUPERBELLS® Cardinal Star™

Calibrachoa hybrid



Landscape Info:	
USDA zone:	9-11
Mature height:	6-12"
Exposure:	Part to Full Sun
Irrigation:	Average

Features & Benefits:	
The eye catching novelty of the SUPERBELLS® star pattern and selected for early flowering for a faster crop finish.	
Screened for superior disease resistance.	
Great new additional color to the SUPERBELLS® “star series”: Cherry Star, Evening Star, Hollywood Star, Morning Star, and Rising Star.	

PW
PROVEN
WINNER.
 The #1 Plant Brand

Cultural info:		
pH/EC (2:1):	5.5-5.8/ 0.6-0.9	
Fertilization:	150-200 ppm N	
Light Level:	High	
Watering:	Average	
Rooting Out Temp:	65-72°F	
Growing Temp:	55-65°F	
Holding Temp:	40-50°F	
Sales Window:	Spring, Summer, Fall	
Pinching:	Pinch at 1–2 weeks after transplant if needed.	
Vernalization:	NA	
Vigor Rating:	2	
Natural Day Flower:	Long Days for peak blooming	
Finish Size	Liner/Pot	Weeks to Finish
Grande™	1	5 to 7
Quart	1	6 to 8
Royale™	1-3	7 to 9
10" basket/container	3-5	10 to 12

Grower Tips:	
<ul style="list-style-type: none"> • Want an even earlier crop? All of the SUPERBELLS® collection are ideal for Supernova/Enhanced Liner treatment. Contact your supplier for details. • Calibrachoa need good drainage to perform well. • Chlorotic tips is often an indicator of high pH. Be sure to keep pH in optimum range. • Reducing production temperatures is a good natural growth regulator. • Scout regularly for aphids and thrips, which can be problematic. Be sure to check hanging baskets that are hanging high. • For hanging baskets and pots larger than 6" make a soft pinch at planting and trim around pot just prior to hanging. • 5-10 ppm Sumagic or a B-Nine/Cycocel (2500/750 ppm) tank mix is effective. 500 ppm Florel on baskets and larger pots will promote branching. 	
NOTES:	

SUPERBELLS® Doublette Love Swept™

Calibrachoa hybrid



Landscape Info:	
USDA zone:	9-11
Mature height:	6-12"
Exposure:	Part to Full Sun
Irrigation:	Average

Features & Benefits:	
Breakthrough picotee double flower form. Pink blooms with cream picotee edge, and rose-like blooms.	
Early flowering, eye catching novelty, and great retail presence.	
Great for patio and tabletop, with all the performance and disease resistance of the SUPERBELLS® collection.	

PW
**PROVEN
 WINNER.**
 The #1 Plant Brand

Cultural info:		
pH/EC (2:1):	5.5-5.8/ 0.6-0.9	
Fertilization:	150-200 ppm N	
Light Level:	High	
Watering:	Average	
Rooting Out Temp:	65-72°F	
Growing Temp:	55-65°F	
Holding Temp:	40-50°F	
Sales Window:	Spring, Summer, Fall	
Pinching:	Pinch at 1-2 weeks after transplant if needed.	
Vernalization:	NA	
Vigor Rating:	2	
Natural Day Flower:	Long Days for peak blooming	
Finish Size	Liner/Pot	Weeks to Finish
Grande™	1	5 to 7
Quart	1	6 to 8
Royale™	1-3	7 to 9
10" basket/container	3-5	10 to 12

Grower Tips:	
<ul style="list-style-type: none"> • Want an even earlier crop? All of the SUPERBELLS® collection are ideal for Supernova/Enhanced Liner treatment. Contact your supplier for details. • SUPERBELLS® Doublette Loveswept is more compact and a bit slower growing and 2/3 the mature size of the SUPERBELLS® Double types. • With higher density branching, SUPERBELLS® Doublette is more suited to small container production. • Calibrachoa need good drainage to perform well. • Chlorotic tips is often an indicator of high pH. Be sure to keep pH in optimum range. • Reducing production temperatures is a good natural growth regulator. • Scout regularly for aphids and thrips, which can be problematic. Be sure to check hanging baskets that are hanging high. • For hanging baskets and pots larger than 6" make a soft pinch at planting and trim around pot just prior to hanging. • 5-10 ppm Sumagic or a B-Nine/Cycocel (2500/750 ppm) tank mix is effective. 500 ppm Florel on baskets and larger pots will promote branching. 	
NOTES:	

SUPERBELLS® Tangerine Punch™

Calibrachoa hybrid



Landscape Info:	
USDA zone:	9-11
Mature height:	6-12"
Exposure:	Part to Full Sun
Irrigation:	Average

Features & Benefits:

SUPERBELLS® Tangerine Punch™'s orange edged petals surround a deep red center.

Improved for flower size and habit, and early flower time more closely matches the rest of the SUPERBELLS® collection.

Abundant flowers on cascading growth, selected for Thielaviopsis resistance.

PW
**PROVEN
 WINNER.**
 The #1 Plant Brand

Cultural info:

pH/EC (2:1):	5.5-5.8/ 0.6-0.9	
Fertilization:	150-200 ppm N	
Light Level:	High	
Watering:	Average	
Rooting Out Temp:	65-72°F	
Growing Temp:	55-65°F	
Holding Temp:	40-50°F	
Sales Window:	Spring, Summer, Fall	
Pinching:	Pinch at 1-2 weeks after transplant if needed.	
Vernalization:	NA	
Vigor Rating:	2	
Natural Day Flower:	Long Days for peak blooming	
Finish Size	Liner/Pot	Weeks to Finish
Grande™	1	5 to 7
Quart	1	6 to 8
Royale™	1-3	7 to 9
10" basket/container	3-5	10 to 12

Grower Tips:

- Want an even earlier crop? All of the SUPERBELLS® collection are ideal for Supernova/Enhanced Liner treatment. Contact your supplier for details.
- Calibrachoa need good drainage to perform well.
- Chlorotic tips is often an indicator of high pH. Be sure to keep pH in optimum range.
- Reducing production temperatures is a good natural growth regulator.
- Scout regularly for aphids and thrips, which can be problematic. Be sure to check hanging baskets that are hanging high.
- For hanging baskets and pots larger than 6" make a soft pinch at planting and trim around pot just prior to hanging.
- 5-10 ppm Sumagic or a B-Nine/Cyocel (2500/750 ppm) tank mix is effective. 500 ppm Florel on baskets and larger pots will promote branching.

NOTES:

SUPERBELLS® Holy Cow!™

Calibrachoa hybrid 'bbcal8530' PPAF



Landscape Info:	
USDA zone:	9-11
Mature height:	6-12"
Exposure:	Part to Full Sun
Irrigation:	Average

Features & Benefits:

SUPERBELLS® Holy Cow!™ has dazzling mottled white, yellow, and bright-pink, tricolor flowers, with a yellow throat.

Lots of early blooming, small petunia-like flowers, all season with a mounding habit; low maintenance.

Selected for Thielaviopsis resistance.

Eye catching novelty at retail!

PW
PROVEN
WINNER.
 The #1 Plant Brand

Cultural info:

pH/EC (2:1):	5.5-5.8/ 0.6-0.9	
Fertilization:	150-200 ppm N	
Light Level:	High	
Watering:	Average	
Rooting Out Temp:	65-72°F	
Growing Temp:	55-65°F	
Holding Temp:	40-50°F	
Sales Window:	Spring, Summer, Fall	
Pinching:	Pinch at 1–2 weeks after transplant if needed.	
Vernalization:	NA	
Vigor Rating:	2	
Natural Day Flower:	Long Days for peak blooming	
Finish Size	Liner/Pot	Weeks to Finish
Grande™	1	5 to 7
Quart	1	6 to 8
Royale™	1-3	7 to 9
10" basket/container	3-5	10 to 12


Grower Tips:

- Want an even earlier crop? All of the SUPERBELLS® collection are ideal for Supernova/Enhanced Liner treatment. Contact your supplier for details.
- Calibrachoa need good drainage to perform well.
- Chlorotic tips is often an indicator of high pH. Be sure to keep pH in optimum range.
- Reducing production temperatures is a good natural growth regulator.
- Scout regularly for aphids and thrips, which can be problematic. Be sure to check hanging baskets that are hanging high.
- For hanging baskets and pots larger than 6" make a soft pinch at planting and trim around pot just prior to hanging.
- 5-10 ppm Sumagic or a B-Nine/Cycocel (2500/750 ppm) tank mix is effective. 500 ppm Florel on baskets and larger pots will promote branching.

NOTES:

SUPERBELLS® Holy Smokes!™

Calibrachoa hybrid 'bbcal8530' PPAF



Landscape Info:	
USDA zone:	9-11
Mature height:	6-12"
Exposure:	Part to Full Sun
Irrigation:	Average

Features & Benefits:	
SUPERBELLS® Holy Smokes!™ has dazzling mottled white, yellow, and blue, tricolor flowers, with a yellow throat.	
Lots of early blooming, small petunia-like flowers, all season with a mounding habit; low maintenance.	
Selected for Thielaviopsis resistance.	
Eye catching novelty at retail!	

PW
PROVEN
WINNER.
 The #1 Plant Brand

Cultural info:		
pH/EC (2:1):	5.5-5.8/ 0.6-0.9	
Fertilization:	150-200 ppm N	
Light Level:	High	
Watering:	Average	
Rooting Out Temp:	65-72°F	
Growing Temp:	55-65°F	
Holding Temp:	40-50°F	
Sales Window:	Spring, Summer, Fall	
Pinching:	Pinch at 1–2 weeks after transplant if needed.	
Vernalization:	NA	
Vigor Rating:	2	
Natural Day Flower:	Long Days for peak blooming	
Finish Size	Liner/Pot	Weeks to Finish
Grande™	1	5 to 7
Quart	1	6 to 8
Royale™	1-3	7 to 9
10" basket/container	3-5	10 to 12

Grower Tips:	
<ul style="list-style-type: none"> • Want an even earlier crop? All of the SUPERBELLS® collection are ideal for Supernova/Enhanced Liner treatment. Contact your supplier for details. • Calibrachoa need good drainage to perform well. • Chlorotic tips is often an indicator of high pH. Be sure to keep pH in optimum range. • Reducing production temperatures is a good natural growth regulator. • Scout regularly for aphids and thrips, which can be problematic. Be sure to check hanging baskets that are hanging high. • For hanging baskets and pots larger than 6" make a soft pinch at planting and trim around pot just prior to hanging. • 5-10 ppm Sumagic or a B-Nine/Cycocel (2500/750 ppm) tank mix is effective. 500 ppm Florel on baskets and larger pots will promote branching. 	
NOTES:	

SUPERBELLS® Evening Star™ Imp

Calibrachoa hybrid 'bbcal8770' PPAF



Landscape Info:	
USDA zone:	9-11
Mature height:	6-12"
Exposure:	Part to Full Sun
Irrigation:	Average

Features & Benefits:	
Improved for greater vigor and branching, and also a earlier, larger flowers with a more vibrant pattern.	
Large, color-stable dark blue with golden-yellow star pattern that extends to the edge of the petal.	
Excellent flower coverage and good vigor.	
Selected for Thielaviopsis resistance.	

PW
PROVEN
WINNER.
 The #1 Plant Brand

Cultural info:		
pH/EC (2:1):	5.5-5.8/ 0.6-0.9	
Fertilization:	150-200 ppm N	
Light Level:	High	
Watering:	Average	
Rooting Out Temp:	65-72°F	
Growing Temp:	55-65°F	
Holding Temp:	40-50°F	
Sales Window:	Spring, Summer, Fall	
Pinching:	Pinch at 1–2 weeks after transplant if needed.	
Vernalization:	NA	
Vigor Rating:	2	
Natural Day Flower:	Long Days for peak blooming	
Finish Size	Liner/Pot	Weeks to Finish
Grande™	1	5 to 7
Quart	1	6 to 8
Royale™	1-3	7 to 9
10" basket/container	3-5	10 to 12

Grower Tips:	
<ul style="list-style-type: none"> • Want an even earlier crop? All of the SUPERBELLS® collection are ideal for Supernova/Enhanced Liner treatment. Contact your supplier for details. • Calibrachoa need good drainage to perform well. • Chlorotic tips is often an indicator of high pH. Be sure to keep pH in optimum range. • Reducing production temperatures is a good natural growth regulator. • Scout regularly for aphids and thrips, which can be problematic. Be sure to check hanging baskets that are hanging high. • For hanging baskets and pots larger than 6" make a soft pinch at planting and trim around pot just prior to hanging. • 5-10 ppm Sumagic or a B-Nine/Cycocel (2500/750 ppm) tank mix is effective. 500 ppm Florel on baskets and larger pots will promote branching. 	
NOTES:	

Diamond Mountain™

Euphorbia hybrid



Landscape Info:	
USDA zone:	10 to 11
Mature height:	24-36"
Exposure:	Sun - Part Shade
Irrigation:	Moderate

Features & Benefits:
The next evolution! Now for the landscape and larger containers! A Diamond-type Euphorbia that is the perfect companion for the Supertunia Vista® series. High-vigor Diamond Mountain™ will mix with even the most vigorous Proven Winners®. Fast finish!
Heat and drought-tolerant plants; clouds of airy white flowers all season; low maintenance.

PW
PROVEN
WINNER.
 The #1 Plant Brand

Cultural info:		
pH/EC (2:1):	5.8-6.2 / 0.6 - 0.9	
Fertilization:	150 - 200	
Light Level:	High	
Watering:	Moderate to Moist	
Rooting Out Temp:	65-72°F	
Growing Temp:	65-72°F	
Holding Temp:	50-60°F	
Sales Window:	Early Spring to Summer Finish.	
Pinching:	No Pinch necessary can be pinched to shape.	
Vernalization:	No	
Vigor Rating:	4	
Natural Day Flower:	Day Neutral	
Finish Size	Liner/Pot	Weeks to Finish
Grande™	1	4 to 6
Quart	1	5 to 7
Royale™	1-2	7 to 9
10" basket/container	3-4	9 to 11

Grower Tips:
<ul style="list-style-type: none"> • Production is the same as for Diamond Frost®. • Diamond Mountain™ is a larger mounding landscape-sized form, great for municipal plantings, landscapes, and matching with other high vigor plants. • Treat with preventative broad spectrum fungicidal drench at transplant. • Good air circulation, control of humidity, and good sanitation practices are critical. • Do not apply Florel or Ethphon, this crop is very sensitive to these chemicals and defoliates if sprayed. • Good sanitation practices include keeping greenhouses clean at all times, eliminating weeds and debris, disinfecting equipment and greenhouses as often as possible, and keeping hose-ends off the floor. Good water management practices are critical to healthy plant growth.
NOTES:

TRUFFULA™ Pink

Gomphrena hybrid



Landscape Info:	
USDA zone:	10-11
Mature height:	20-22"
Exposure:	Full Sun
Irrigation:	Average

Features & Benefits:
An array of hot-pink flowers on a perfectly-balanced habit that doesn't lodge, better branching and habit than Fireworks. A great pollinator plant too!
Bullet proof heat and humidity tolerance; a top performer in Southern trials.
Blooms all season; ideal for cut-flowers, long vase life.
Easy Grande™ production

PW
PROVEN
WINNER.
 The #1 Plant Brand

Cultural info:		
pH/EC (2:1):	6.0-6.5/ 0.6-0.9	
Fertilization:	150-200 ppm N	
Light Level:	High	
Watering:	Average	
Rooting Out Temp:	65-72°F	
Growing Temp:	65-72°F	
Holding Temp:	50-60°F	
Sales Window:	Spring, Summer, Fall	
Pinching:	See Grower tips	
Vernalization:	NA	
Vigor Rating:	3	
Natural Day Flower:	Long Days for peak blooming	
Finish Size	Liner/Pot	Weeks to Finish
Grande™	1	5 to 7
Quart	1	6 to 8
Royale™	1-3	7 to 9
10-14" container	3-5	10 to 12

Grower Tips:
<ul style="list-style-type: none"> • TRUFFULA™ Pink makes an ideal Supernova/Enhanced Liner, ask your supplier for more details. • High light and good air circulation are essential to producing a quality crop. • Pinch 1–2 weeks after transplant, a second pinch as needed for larger containers. • Grow in 4.25 Grande™ and 1.0 Royale™ containers, monocultures, landscapes, or in combination with other high vigor varieties. • Paclobutrazol 1-3 ppm as a drench can help shape or hold the crop, but go slowly and learn how the crop performs in your greenhouse. • Plants can tolerate low water use once established in the landscape.
NOTES:

HIPPO® Pink

Hypoestes phyllostachya



Landscape Info:	
USDA zone:	10-11
Mature height:	16-22"
Exposure:	Sun to Shade
Irrigation:	Average

Features & Benefits:	
HIPPO® Pink's , eye catching soft rose foliage is an addition to the HIPPO® series.	
Carries all the same award winning landscape performance of HIPPO® Red and HIPPO® Rose; on large, more vigorous plants.	
Great retail shelf life and a perfect shade combination plant.	

PW
PROVEN
WINNER.
 The #1 Plant Brand

Cultural info:		
pH/EC (2:1):	5.8-6.2/ 0.6-0.9	
Fertilization:	150-200 ppm N	
Light Level:	Moderate	
Watering:	Average	
Rooting Out Temp:	65-72°F	
Growing Temp:	70-80°F	
Holding Temp:	65-80°F	
Sales Window:	Spring, Summer, Fall	
Pinching:	Pinch at 1–2 weeks after transplant if needed.	
Vernalization:	NA	
Vigor Rating:	2	
Natural Day Flower:	NA	
Finish Size	Liner/Pot	Weeks to Finish
Grande™	1	5 to 7
Quart	1	6 to 8
Royale™	1-3	7 to 9
10-14" container	3-5	10 to 12

Grower Tips:	
<ul style="list-style-type: none"> • Great in landscapes and containers. • The HIPPO® series prefers warmer production temperatures, avoid chilling. • HIPPO® series is a warm preference crop that needs long days for vegetative growth. Make sure to provide long days in production, especially if ordered early in the season. • Do not use irrigation frequency to control plant size: Drying out plant to wilt will cause leaf burn and leaf drop. Can be run a little dry but not to wilt. • Avoid sharp changes in light level. Plants will adapt to any light level but you want to avoid damaging existing leaves by too much stress. • Treat with preventative broad spectrum fungicidal drench at 1-2 weeks after transplant. • Good air circulation, control of humidity, and good sanitation practices are critical. Good water management practices are critical to healthy plant growth. • B-Nine may be used at 1,500-2,500 ppm 2 weeks after transplant. Bonzi is also effective. Growth Regulator Disclaimer: Check manufacturers labels for approved rates and usage recommendations. 	
NOTES:	

HIPPO® White

Hypoestes phyllostachya



Landscape Info:	
USDA zone:	10-11
Mature height:	16-22"
Exposure:	Sun to Shade
Irrigation:	Average

Features & Benefits:
HIPPO®White's , eye catching, high contrast, white spotted leaves are an addition to the HIPPO® series.
Carries all the same award winning landscape performance of HIPPO™ Red and HIPPO® Rose; on large, more vigorous plants.
Great retail shelf life and a perfect shade combination plant.



Cultural info:		
pH/EC (2:1):	5.8-6.2/ 0.6-0.9	
Fertilization:	150-200 ppm N	
Light Level:	Moderate	
Watering:	Average	
Rooting Out Temp:	65-72°F	
Growing Temp:	65-72°F	
Holding Temp:	65-80°F	
Sales Window:	Spring, Summer, Fall	
Pinching:	Pinch at 1–2 weeks after transplant if needed.	
Vernalization:	NA	
Vigor Rating:	2	
Natural Day Flower:	NA	
Finish Size	Liner/Pot	Weeks to Finish
Grande™	1	5 to 7
Quart	1	6 to 8
Royale™	1-3	7 to 9
10-14" container	3-5	10 to 12

Grower Tips:
<ul style="list-style-type: none"> • Great in landscapes and containers. • The HIPPO® series prefers warmer production temperatures, avoid chilling. • HIPPO® series is a warm preference crop that needs long days for vegetative growth. Make sure to provide long days in production, especially if ordered early in the season. • Do not use irrigation frequency to control plant size: Drying out plant to wilt will cause leaf burn and leaf drop. Can be run a little dry but not to wilt. • Avoid sharp changes in light level. Plants will adapt to any light level but you want to avoid damaging existing leaves by too much stress. • Treat with preventative broad spectrum fungicidal drench at 1-2 weeks after transplant. • Good air circulation, control of humidity, and good sanitation practices are critical. Good water management practices are critical to healthy plant growth. • B-Nine may be used at 1,500-2,500 ppm 2 weeks after transplant. Bonzi is also effective. Growth Regulator Disclaimer: Check manufacturers labels for approved rates and usage recommendations.
NOTES:

SWEET CAROLINE Raven Imp

Ipomoea batatas



Landscape Info:	
USDA zone:	10 to 11
Mature height:	10 - 16"
Exposure:	Full – part sun
Irrigation:	Moderate

Features & Benefits:
Improved color, branching and vigor to unify the collection. Faster finish and a tighter habit. Ideal for Grande™ Production.
Great textured foliage element for small pots, combinations, and the landscape.
Fantastic stable color intensity, and still retaining the more compact habit for the grower.

PW
PROVEN
WINNER.
 The #1 Plant Brand

Cultural info:		
pH/EC (2:1):	6.0 – 6.5/ 0.6 - 0.9	
Fertilization:	150 - 200	
Light Level:	Medium to High	
Watering:	Moderate to Moist	
Rooting Out Temp:	65 – 72°F (18 - 22°C)	
Growing Temp:	70 – 75°F (20 - 24°C)	
Holding Temp:	50 – 60°F (10 - 15°C)	
Sales Window:	Early Spring through Fall Finish.	
Pinching:	As needed.	
Vernalization:	NA	
Vigor Rating:	3	
Natural Day Flower:	Foliage interest plant, blooms under SD	
Finish Size	Liner/Pot	Weeks to Finish
Grande™	1	4 to 6
Quart	1	6 to 8
Royale™	1-3	7 to 9
10" basket/container	3-5	9 to 11

Grower Tips:
<ul style="list-style-type: none"> • This crop loves the heat and humidity. For the fastest crops keep production temperatures over 70°F and keep fertility levels fairly high • Treat with a preventative broad spectrum fungicidal drench at 1-2 weeks after transplant. Scout crops regularly (at least once a week) for disease development. • Good air circulation, control of humidity, and good sanitation practices are critical. • Good sanitation practices include keeping greenhouses clean at all times, eliminating weeds and debris, disinfecting equipment and greenhouses as often as possible, and keeping hose-ends off the floor. • Good water management practices are critical to healthy plant growth. • Scout for aphids, thrips and spider mites.
NOTES:

SWEET CAROLINE Kiwi

Ipomoea batatas



Landscape Info:	
USDA zone:	10 to 11
Mature height:	10 - 16"
Exposure:	Full – part sun
Irrigation:	Moderate

Features & Benefits:
Improved color, branching and vigor to unify the collection. Faster finish and a tighter habit. Ideal for Grande™ Production.
Great textured foliage element for small pots, combinations, and the landscape.
Fantastic stable color intensity, and still retaining the more compact habit for the grower.

PW
PROVEN
WINNER.
 The #1 Plant Brand

Cultural info:		
pH/EC (2:1):	6.0 – 6.5/ 0.6 - 0.9	
Fertilization:	150 - 200	
Light Level:	Medium to High	
Watering:	Moderate to Moist	
Rooting Out Temp:	65 – 72°F (18 - 22°C)	
Growing Temp:	70 – 75°F (20 - 24°C)	
Holding Temp:	50 – 60°F (10 - 15°C)	
Sales Window:	Early Spring through Fall Finish.	
Pinching:	Pinch at 1-2 weeks after transplant if needed.	
Vernalization:	NA	
Vigor Rating:	3	
Natural Day Flower:	Foliage interest plant, blooms under SD	
Finish Size	Liner/Pot	Weeks to Finish
Grande™	1	4 to 6
Quart	1	6 to 8
Royale™	1-3	7 to 9
10" basket/container	3-5	9 to 11

Grower Tips:
<ul style="list-style-type: none"> • This crop loves the heat and humidity. For the fastest crops keep production temperatures over 70°F and keep fertility levels fairly high • Treat with a preventative broad spectrum fungicidal drench at 1-2 weeks after transplant. Scout crops regularly (at least once a week) for disease development. • Good air circulation, control of humidity, and good sanitation practices are critical. • Good sanitation practices include keeping greenhouses clean at all times, eliminating weeds and debris, disinfecting equipment and greenhouses as often as possible, and keeping hose-ends off the floor. • Good water management practices are critical to healthy plant growth. • Scout for aphids, thrips and spider mites.
NOTES:

LUSCIOUS® Citrus Blend™ Imp.

Petunia hybrid



Landscape Info:	
USDA zone:	9 to 11
Mature height:	20-24"
Exposure:	Full Sun
Irrigation:	Moderate

Features & Benefits:	
Luscious® Citrus Blend has a controlled, better branched, upright mounded habit for easier Grande™ production.	
Pollinator sales appeal, heat and drought tolerant.	
Good for both 4.25" Grande™ containers and monoculture hanging baskets, recipe versatility.	

PW
PROVEN
WINNER.
 The #1 Plant Brand

Cultural info:		
pH/EC (2:1):	5.8- 6.2/ 0.6 - 1.5	
Fertilization:	150 – 250 ppm N	
Light Level:	High	
Watering:	Moderate to Moist	
Rooting Out Temp:	65 - 72°F	
Growing Temp:	70 - 75°F	
Holding Temp:	50 - 60°F	
Sales Window:	Late Spring to Summer Finish.	
Pinching:	Pinch at 1-2 weeks after transplant if needed.	
Vernalization:	NA	
Vigor Rating:	3	
Natural Day Flower:	Day Neutral	
Finish Size	Liner/Pot	Weeks to Finish
Grande™	1	4 to 6
Quart	1	5 to 7
Royale™	1-3	7 to 9
10-14" container	3-5	10 to 12

Grower Tips:	
<ul style="list-style-type: none"> • Warm, bright growing conditions are optimum. Where early spring conditions do not allow production under these parameters consider growing Lantana for late spring to summer sales. • Cold and wet growing conditions can double the crop time. • The Luscious® collection of Lantana will vary somewhat in form. • A second pinch to shape may be needed. • PGRs should not be needed. Use caution when using Florel, as leaf drop can occur. • Treat with a preventative broad spectrum fungicidal drench at 1-2 weeks after transplant. Scout crops regularly (at least once a week) for disease and insect development. • Good air circulation, control of humidity, and good sanitation practices are critical. Good sanitation practices include keeping greenhouses clean at all times, eliminating weeds and debris, disinfecting equipment and greenhouses as often as possible, and keeping hose-ends off the floor. Good water management practices are critical to healthy plant growth. 	

BRIGHT LIGHTS™ Pink

Osteospermum hybrid 'inostepink' PPAF



Landscape Info:	
USDA zone:	9-11
Mature height:	8-12"
Exposure:	Part to Full Sun
Irrigation:	Average

Features & Benefits:	
Large, lavender-pink single flowers. Perfect for early season color and sales.	
Bright Lights™ Osteospermum have higher vigor for faster finish, early to flower, and better disease resistance than older forms.	
Ideal for Supernova/Enhanced Liner use. Easy in Grande™ production	

PW
**PROVEN
 WINNER.**
 The #1 Plant Brand

Cultural info:		
pH/EC (2:1):	5.8-6.2/ 0.6-0.9	
Fertilization:	150-200 ppm N	
Light Level:	High	
Watering:	Average	
Rooting Out Temp:	65-72°F	
Growing Temp:	55-65°F	
Holding Temp:	40-50°F	
Sales Window:	Spring, Summer, Fall	
Pinching:	Pinch at 1–2 weeks after transplant if needed.	
Vernalization:	NA	
Vigor Rating:	2	
Natural Day Flower:	Long Days for peak blooming	
Finish Size	Liner/Pot	Weeks to Finish
Grande™	1	5 to 7
Quart	1	6 to 8
Royale™	1-3	7 to 9
10-14" container	3-5	10 to 12

Grower Tips:	
<ul style="list-style-type: none"> • Good air circulation, control of humidity, and good sanitation practices are critical. Good sanitation practices include keeping greenhouses clean at all times, eliminating weeds and debris, disinfecting equipment and greenhouses as often as possible, and keeping hose-ends off the floor. • Cooler temperatures and high light in production are best for highest quality crops, especially for spring bud set and branching. • Treat with a preventative broad spectrum fungicidal drench at 1-2 weeks after transplant. • Scout crops regularly (at least once a week) for disease development. • Removing the buds and flowers at transplant isn't necessary but can be beneficial. Good water management practices are critical to healthy plant growth. 	
NOTES:	

SUPERTUNIA® White Charm

Petunia hybrid



Landscape Info:	
USDA zone:	10-11
Mature height:	6-12"
Exposure:	Part to Full Sun
Irrigation:	Average

Features & Benefits:
Pure-white flower color addition to SUPERTUNIA® Charms.
SUPERTUNIA® Charm petunias have small flowers, for easier container production, high flower coverage for great retail presence
Fast finish, densely branched and easy for Grande™ and basket production.



Cultural info:		
pH/EC (2:1):	5.5-5.8/ 1.0-2.0	
Fertilization:	200-300 ppm N	
Light Level:	High	
Watering:	Average	
Rooting Out Temp:	65-72°F	
Growing Temp:	55-65°F	
Holding Temp:	40-50°F	
Sales Window:	Spring, Summer, Fall	
Pinching:	Pinch at 1-2 weeks after transplant if needed.	
Vernalization:	NA	
Vigor Rating:	3	
Natural Day Flower:	Long Days for peak blooming	
Finish Size	Liner/Pot	Weeks to Finish
Grande™	1	5 to 7
Quart	1	6 to 8
Royale™	1-3	7 to 9
10" basket/container	3-5	10 to 12

Grower Tips:
<ul style="list-style-type: none"> • Want an even earlier crop? All of the SUPERTUNIA® collection are ideal for Supernova/Enhanced Liner treatment. Contact your supplier for details. • Use in hanging baskets, window boxes, landscapes and combination planters. • Requires high light in production. • Watch pH and EC levels. Yellow growth tips often indicate iron deficiency caused by high soil pH. • For hanging baskets and pots larger than 6" soft pinch at planting and trim around pot just prior to hanging. • 5-10 ppm Sumagic spray or 2-5 ppm Bonzi drench are effective at controlling growth. Apply as needed. (Growth Regulator Disclaimer: Check manufacturers labels for approved rates and usage recommendations.) • Cold temperatures will also effectively control growth. • Treat with preventative broad spectrum fungicidal drench at 1-2 weeks after transplant. • Scout crops regularly (at least once a week) for disease development. • Good air circulation, control of humidity, and good sanitation practices are critical. Good water management practices are critical to healthy plant growth.
NOTES:

SUPERTUNIA VISTA® Paradise

Petunia hybrid 'bbtun98901' PPAF



Landscape Info:	
USDA zone:	10-11
Mature height:	18-24"
Exposure:	Part to Full Sun
Irrigation:	Average

Cultural info:		
pH/EC (2:1):	5.5-5.8/ 1.0-2.0	
Fertilization:	200-300 ppm N	
Light Level:	High	
Watering:	Average	
Rooting Out Temp:	65-72°F	
Growing Temp:	55-65°F	
Holding Temp:	40-50°F	
Sales Window:	Spring, Summer, Fall	
Pinching:	Pinch at 1–2 weeks after transplant if needed.	
Vernalization:	NA	
Vigor Rating:	4	
Natural Day Flower:	Long Days for peak blooming	
Finish Size	Liner/Pot	Weeks to Finish
Grande™	1	5 to 7
Quart	1	6 to 8
Royale™	1-3	7 to 9
10" basket/container	3-5	10 to 12

Features & Benefits:
Proven Consumer Demand! And a bright watermelon color expansion to VISTA® collection.
Well-matched with SUPERTUNIA VISTA® Bubblegum®. Great heat and humidity tolerance; outstanding Southern performance.
SUPERTUNIA VISTA® petunias are best in high vigor combinations and in the landscape.

Grower Tips:
<ul style="list-style-type: none"> • Want an even earlier crop? All of the SUPERTUNIA® collection are ideal for Supernova/Enhanced Liner treatment. Contact your supplier for details. • Use in hanging baskets, window boxes, landscapes and combination planters. • Requires high light in production. • Watch pH and EC levels. Yellow growth tips often indicate iron deficiency caused by high soil pH. • For hanging baskets and pots larger than 6" soft pinch at planting and trim around pot just prior to hanging. • 5-10 ppm Sumagic spray or 2-5 ppm Bonzi drench are effective at controlling growth. Apply as needed. (Growth Regulator Disclaimer: Check manufacturers labels for approved rates and usage recommendations.) • Cold temperatures will also effectively control growth. • Treat with preventative broad spectrum fungicidal drench at 1-2 weeks after transplant. • Scout crops regularly (at least once a week) for disease development. • Good air circulation, control of humidity, and good sanitation practices are critical. Good water management practices are critical to healthy plant growth.
NOTES:



SUPERTUNIA® Blue Skies

Petunia hybrid 'KL1117mut1' PPAF



Landscape Info:	
USDA zone:	10-11
Mature height:	6-12"
Exposure:	Part to Full Sun
Irrigation:	Average

Features & Benefits:	
Sky-blue/ lavender,color expansion for SUPERTUNIA® with great heat and humidity tolerance.	
Earlier to flower and better flower coverage than other azure Blue petunias.	
SUPERTUNIA® petunias are vigorous with slightly mounded habits, giving them versatility in their use in recvipces and landscapes.	

PW
PROVEN
WINNER.
 The #1 Plant Bran

Cultural info:		
pH/EC (2:1):	5.5-5.8/ 1.0-2.0	
Fertilization:	200-300 ppm N	
Light Level:	High	
Watering:	Average	
Rooting Out Temp:	65-72°F	
Growing Temp:	55-65°F	
Holding Temp:	40-50°F	
Sales Window:	Spring, Summer, Fall	
Pinching:	Pinch at 1–2 weeks after transplant if needed.	
Vernalization:	NA	
Vigor Rating:	3	
Natural Day Flower:	Long Days for peak blooming	
Finish Size	Liner/Pot	Weeks to Finish
Grande™	1	5 to 7
Quart	1	6 to 8
Royale™	1-3	7 to 9
10" basket/container	3-5	10 to 12

Grower Tips:	
<ul style="list-style-type: none"> • Want an even earlier crop? All of the SUPERTUNIA® collection are ideal for Supernova/Enhanced Liner treatment. Contact your supplier for details. • Use in hanging baskets, window boxes, landscapes and combination planters. • Requires high light in production. • Watch pH and EC levels. Yellow growth tips often indicate iron deficiency caused by high soil pH. • For hanging baskets and pots larger than 6" soft pinch at planting and trim around pot just prior to hanging. • 5-10 ppm Sumagic spray or 2-5 ppm Bonzi drench are effective at controlling growth. Apply as needed. (Growth Regulator Disclaimer: Check manufacturers labels for approved rates and usage recommendations.) • Cold temperatures will also effectively control growth. • Treat with preventative broad spectrum fungicidal drench at 1-2 weeks after transplant. • Scout crops regularly (at least once a week) for disease development. • Good air circulation, control of humidity, and good sanitation practices are critical. Good water management practices are critical to healthy plant growth. 	
NOTES:	

ROCKIN'[™] Golden Delicious[™]

Salvia hybrid



Landscape Info:	
USDA zone:	10-11
Mature height:	24-48"
Exposure:	Filtered Sun
Irrigation:	Average

Features & Benefits:
Sturdy, bright chartreuse foliage with sweet, herbal fragrance, followed by bright red flowers in fall.
A good substitute for Downy Mildew susceptible crops.
Perfect thriller for pots and landscapes. Flowering in late summer for seasonal interest.
Very heat and humidity tolerant.

PW
PROVEN
WINNER.
 The #1 Plant Brand

Cultural info:		
pH/EC (2:1):	5.8-6.2/ 0.6-0.9	
Fertilization:	150-200 ppm N	
Light Level:	High	
Watering:	Average	
Rooting Out Temp:	65-72°F	
Growing Temp:	65-72°F	
Holding Temp:	65-72°F	
Sales Window:	Spring, Summer, Fall	
Pinching:	Pinch at 1–2 weeks after transplant.	
Vernalization:	NA	
Vigor Rating:	4	
Natural Day Flower:	Short Days for peak blooming	
Finish Size	Liner/Pot	Weeks to Finish
Grande [™]	1	5 to 7
Quart	1	6 to 8
Royale [™]	1	7 to 9
10" basket/container	3	10 to 12

Grower Tips:
<ul style="list-style-type: none"> • Great in beds, along walkways, and on patios. • High light in production is essential. • Good water management practices are critical to healthy plant growth. Avoid overhead watering late in the day. • Avoid saturated containers, and grow slightly on the dry side. • Using fertilizer high in ammonia content can cause excessive vegetative growth and lack of flowers. • Compact early habit is great for smaller container production. Growth can be controlled using lower temperatures. • A routine preventative fungicidal spray program is encouraged. • Good air circulation, control of humidity, and good sanitation practices are critical. Good sanitation practices include keeping greenhouses clean at all times, eliminating weeds and debris, disinfecting equipment and greenhouses as often as possible, and keeping hose-ends off the floor.
NOTES:

ROCKIN™ Fuchsia

Salvia hybrid 'bbsal00301' PPAF



Landscape Info:	
USDA zone:	10-11
Mature height:	24-36"
Exposure:	Part to Full Sun
Irrigation:	Average

Features & Benefits:	
Milestone color! The first fuchsia-pink <i>Salvia guaranitica</i> hybrid! The ideal companion to ROCKIN® Deep Purple.	
A pollinator magnet - especially hummingbirds. Large, intense fuchsia flowers with black bracts all season.	
Perfect thriller for pots and landscapes, very heat and humidity tolerant. Pollinator sales appeal.	
Well branched, easy for Grande™ production.	


PW
PROVEN
WINNER.
 The #1 Plant Brand

Cultural info:		
pH/EC (2:1):	5.8-6.2/ 0.6-0.9	
Fertilization:	150-200 ppm N	
Light Level:	High	
Watering:	Average	
Rooting Out Temp:	65-72°F	
Growing Temp:	65-72°F	
Holding Temp:	65-72°F	
Sales Window:	Spring, Summer, Fall	
Pinching:	Pinch at 1-2 weeks after transplant.	
Vernalization:	NA	
Vigor Rating:	4	
Natural Day Flower:	Long Days for peak blooming	
Finish Size	Liner/Pot	Weeks to Finish
Grande™	1	5 to 7
Quart	1	6 to 8
Royale™	1	7 to 9
10" basket/container	1-3	10 to 12

Grower Tips:	
<ul style="list-style-type: none"> • Great in beds, along walkways, and on patios. • High light in production is essential. • Good water management practices are critical to healthy plant growth. Avoid overhead watering late in the day. • Avoid saturated containers, and grow slightly on the dry side. • Using fertilizer high in ammonia content can cause excessive vegetative growth and lack of flowers. • Compact early habit is great for smaller container production. Growth can be controlled using lower temperatures. • A routine preventative fungicidal spray program is encouraged. • Good air circulation, control of humidity, and good sanitation practices are critical. Good sanitation practices include keeping greenhouses clean at all times, eliminating weeds and debris, disinfecting equipment and greenhouses as often as possible, and keeping hose-ends off the floor. 	
NOTES:	

WHIRLWIND® Pink Imp.

Scaevola hybrid



Landscape Info:	
USDA zone:	9-11
Mature height:	8-14"
Exposure:	Part to Full Sun
Irrigation:	Average

Features & Benefits:	
Improved branching and vigor to unify the collection. Ideal for hanging basket production with extreme heat, humidity and drought tolerance.	
Great component plant for summer combinations. Versatile in all combinations with medium vigor varieties.	

PW
PROVEN
WINNER.
 The #1 Plant Brand

Cultural info:		
pH/EC (2:1):	5.5-5.8/0.6-0.9	
Fertilization:	150 -200 ppm N	
Light Level:	High	
Watering:	Moderate to Moist	
Rooting Out Temp:	65-72°F	
Growing Temp:	65-72°F	
Holding Temp:	50-60°F	
Sales Window:	Spring, Summer	
Pinching:	Pinch at 1-2 weeks after transplant if needed.	
Vernalization:	NA	
Vigor Rating:	3	
Natural Day Flower:	Long Days for peak blooming	
Finish Size	Liner/Pot	Weeks to Finish
Grande™	1	4 to 6
Quart	1	5 to 7
Royale™	1-3	7 to 9
10" basket/container	3-5	10 to 12

Grower Tips:	
<ul style="list-style-type: none"> • Australian plants prefer to have little or no Phosphorous added. • This plant is sensitive to cold temperatures but makes a great spring and summer sales item. • Avoid getting foliage wet under low light, high pH, and cool conditions. • WHIRLWIND® varieties are more compact and better branched than other Scaevola varieties. 	
NOTES:	

COLORBLAZE® Golden Dreams™

Solenostemon hybrid



Landscape Info:	
USDA zone:	10-11
Mature height:	24-34"
Exposure:	Full Sun - Part Shade
Irrigation:	Moderate

Features & Benefits:
Yellow foliage with red venation.
Like all COLORBLAZE® Coleus, it is bred to take the heat and bloom very late in the season, if at all, extending its garden performance into the fall.
Downy Mildew resistance.
Perfect thriller for pots and landscapes.


PW
PROVEN
WINNER.
 The #1 Plant Brand

Cultural info:		
pH/EC (2:1):	6.0 - 6.5 / 0.6 - 0.9	
Fertilization:	150 – 200 ppm N	
Light Level:	Medium to High	
Watering:	Moderate to Moist	
Rooting Out Temp:	65 - 72°F	
Growing Temp:	65 - 72°F	
Holding Temp:	50 - 60°F	
Sales Window:	Spring through Summer Finish.	
Pinching:	Pinch at 1-2 weeks after transplant if needed.	
Vernalization:	NA	
Vigor Rating:	4	
Natural Day Flower:	NA	
Finish Size	Liner/Pot	Weeks to Finish
Grande™	1	5 to 6
Quart	1	6 to 8
Royale™	1-3	8 to 10
10-14" container	3-5	10 to 12

Grower Tips:
<ul style="list-style-type: none"> • Performs equally well as a landscape mass planting, specimen planting and a thriller in mixed containers! • Treat with a preventative broad spectrum fungicidal drench at 1-2 weeks after transplant. Scout crops regularly (at least once a week) for disease development. • Good air circulation, control of humidity, and good sanitation practices are critical. • Good water management practices are critical to healthy plant growth. • One to two pinches can be used to increase branching and for shaping. For small pot sizes this may not be necessary; larger pots will probably require pinching. • Florel can increase branching. B-Nine/ Cycocel tank mix or Sumagic spray at 3-5 ppm will help control growth if needed. • Growth Regulator Disclaimer: Check manufacturers labels for approved rates and usage recommendations.
NOTES:

COLORBLAZE® Sedona Sunset™

Solenostemon hybrid



Landscape Info:	
USDA zone:	10-11
Mature height:	24-34"
Exposure:	Full Sun - Part Shade
Irrigation:	Moderate

Features & Benefits:
COLORBLAZE® Sedona Sunset is downy mildew resistant. Improved habit for containers and landscape use. Replacement for COLORBLAZE® Sedona & Keystone Copper.
Bred to take the heat and bloom very late in the season, if at all, extending its garden performance into the fall.



Cultural info:		
pH/EC (2:1):	6.0 - 6.5 / 0.6 - 0.9	
Fertilization:	150 – 200 ppm N	
Light Level:	Medium to High	
Watering:	Moderate to Moist	
Rooting Out Temp:	65 - 72°F	
Growing Temp:	65 - 72°F	
Holding Temp:	50 - 60°F	
Sales Window:	Spring through Summer Finish.	
Pinching:	Pinch at 1-2 weeks after transplant if needed.	
Vernalization:	NA	
Vigor Rating:	3	
Natural Day Flower:	NA	
Finish Size	Liner/Pot	Weeks to Finish
Grande™	1	5 to 6
Quart	1	6 to 8
Royale™	1-3	8 to 10
10-14" container	3-5	10 to 12

Grower Tips:
<ul style="list-style-type: none"> • Performs equally well as a landscape mass planting, specimen planting and a thriller in mixed containers! • Treat with a preventative broad spectrum fungicidal drench at 1-2 weeks after transplant. Scout crops regularly (at least once a week) for disease development. • Good air circulation, control of humidity, and good sanitation practices are critical. • Good water management practices are critical to healthy plant growth. • One to two pinches can be used to increase branching and for shaping. For small pot sizes this may not be necessary; larger pots will probably require pinching. • Florel can increase branching. B-Nine/ Cycocel tank mix or Sumagic spray at 3-5 ppm will help control growth if needed. • Growth Regulator Disclaimer: Check manufacturers labels for approved rates and usage recommendations.
NOTES:

COLORBLAZE® ROYALE Cherry Brandy™

Solenostemon hybrid



Landscape Info:	
USDA zone:	10-11
Mature height:	18-24"
Exposure:	Full Sun - Part Shade
Irrigation:	Moderate

Features & Benefits:
Ruby-red foliage on densely branched habit to match COLORBLAZE® ROYALE Alligator Tears and Apple Brandy®. No Pinch and no PGR needed.
COLORBLAZE® ROYALE Cherry Brandy is resistant to downy mildew.
Late or non-flowering in most of North America, and has a much-improved habit for containers and landscape.

PW
PROVEN
WINNER.
 The #1 Plant Brand

Cultural info:		
pH/EC (2:1):	6.0 - 6.5 / 0.6 - 0.9	
Fertilization:	150 – 200 ppm N	
Light Level:	Medium to High	
Watering:	Moderate to Moist	
Rooting Out Temp:	65 - 72°F	
Growing Temp:	65 - 72°F	
Holding Temp:	50 - 60°F	
Sales Window:	Spring through Summer Finish.	
Pinching:	If needed.	
Vernalization:	NA	
Vigor Rating:	3	
Natural Day Flower:	NA	
Finish Size	Liner/Pot	Weeks to Finish
Grande™	1	5 to 6
Quart	1	6 to 8
Royale™	1-3	8 to 10
10-14" container	3-5	10 to 12

Grower Tips:
<ul style="list-style-type: none"> ROYALE types are more compact, heavier branching, and generally slightly smaller at maturity than traditional COLORBLAZE® types. Performs equally well as a landscape mass planting, specimen planting and a thriller in mixed containers! Treat with a preventative broad spectrum fungicidal drench at 1-2 weeks after transplant. Scout crops regularly (at least once a week) for disease development. Good air circulation, control of humidity, and good sanitation practices are critical. Good water management practices are critical to healthy plant growth. One to two pinches can be used to increase branching and for shaping. For small pot sizes this may not be necessary; larger pots will probably require pinching. Florel can increase branching. B-Nine/ Cycocel tank mix or Sumagic spray at 3-5 ppm will help control growth if needed. Growth Regulator Disclaimer: Check manufacturers labels for approved rates and usage recommendations.
NOTES:

COLORBLAZE® Torchlight™

Solenostemon hybrid



Landscape Info:	
USDA zone:	10-11
Mature height:	24-34"
Exposure:	Full Sun - Part Shade
Irrigation:	Moderate

Features & Benefits:	
COLORBLAZE® Torchlight is Improved habit and color, but similar to Kingswood Torch in color.	
Burgundy and green foliage overlaid with a stunning magenta center.	
Downy mildew resistant.	
Late or non-flowering in most of North America, and has a much-improved habit for containers and landscape use.	

PW
PROVEN
WINNER.
 The #1 Plant Brand

Cultural info:		
pH/EC (2:1):	6.0 - 6.5 / 0.6 - 0.9	
Fertilization:	150 – 200 ppm N	
Light Level:	Medium to High	
Watering:	Moderate to Moist	
Rooting Out Temp:	65 - 72°F	
Growing Temp:	65 - 72°F	
Holding Temp:	50 - 60°F	
Sales Window:	Spring through Summer Finish.	
Pinching:	Pinch at 1-2 weeks after transplant if needed.	
Vernalization:	NA	
Vigor Rating:	3	
Natural Day Flower:	NA	
Finish Size	Liner/Pot	Weeks to Finish
Grande™	1	5 to 6
Quart	1	6 to 8
Royale™	1-3	8 to 10
10-14" container	3-5	10 to 12

Grower Tips:	
<ul style="list-style-type: none"> • Performs equally well as a landscape mass planting, specimen planting and a thriller in mixed containers! • Treat with a preventative broad spectrum fungicidal drench at 1-2 weeks after transplant. Scout crops regularly (at least once a week) for disease development. • Good air circulation, control of humidity, and good sanitation practices are critical. • Good water management practices are critical to healthy plant growth. • One to two pinches can be used to increase branching and for shaping. For small pot sizes this may not be necessary; larger pots will probably require pinching. • Florel can increase branching and reduce flowering. B-Nine/ Cycocel tank mix or Sumagic spray at 3-5 ppm will help control growth if needed. • Growth Regulator Disclaimer: Check manufacturers labels for approved rates and usage recommendations. 	
NOTES:	

COLORBLAZE® Rediculous™

Solenostemon hybrid



Landscape Info:	
USDA zone:	10-11
Mature height:	24-30"
Exposure:	Full Sun - Part Shade
Irrigation:	Moderate

Features & Benefits:
COLORBLAZE® Rediculous is the color addition we have been waiting for, deep, rich red tones.
Downy mildew resistant.
Like all the COLORBLAZE® collection it is late or non-flowering in most of North America, and has a much-improved habit for containers and landscape use.

PW
PROVEN
WINNER.
 The #1 Plant Brand

Cultural info:		
pH/EC (2:1):	6.0 - 6.5 / 0.6 - 0.9	
Fertilization:	150 – 200 ppm N	
Light Level:	Medium to High	
Watering:	Moderate to Moist	
Rooting Out Temp:	65 - 72°F	
Growing Temp:	65 - 72°F	
Holding Temp:	50 - 60°F	
Sales Window:	Spring through Summer Finish.	
Pinching:	Pinch at 1-2 weeks after transplant if needed.	
Vernalization:	NA	
Vigor Rating:	3	
Natural Day Flower:	NA	
Finish Size	Liner/Pot	Weeks to Finish
Grande™	1	5 to 6
Quart	1	6 to 8
Royale™	1-3	8 to 10
10-14" container	3-5	10 to 12

Grower Tips:
<ul style="list-style-type: none"> • Performs equally well as a landscape mass planting, specimen planting and a thriller in mixed containers! • Treat with a preventative broad spectrum fungicidal drench at 1-2 weeks after transplant. Scout crops regularly (at least once a week) for disease development. • Good air circulation, control of humidity, and good sanitation practices are critical. • Good water management practices are critical to healthy plant growth. • One to two pinches can be used to increase branching and for shaping. For small pot sizes this may not be necessary; larger pots will probably require pinching. • Florel can increase branching and reduce flowering. B-Nine/ Cycocel tank mix or Sumagic spray at 3-5 ppm will help control growth if needed. • Growth Regulator Disclaimer: Check manufacturers labels for approved rates and usage recommendations.
NOTES:

COLORBLAZE® Chocolate Drop

Solenostemon hybrid



Landscape Info:	
USDA zone:	10-11
Mature height:	12-16"
Exposure:	Full Sun - Part Shade
Irrigation:	Moderate

Features & Benefits:
Going back to the old-fashioned vining type of Coleus, COLORBLAZE® Chocolate Drop is a great trailer for basket or combination containers.
Green lace around a purple heart on each leaf, and a low spreading habit make this a great Coleus to use as a component plant, it is also tolerant of shade.
Proven sell through, with great retail shelf life!

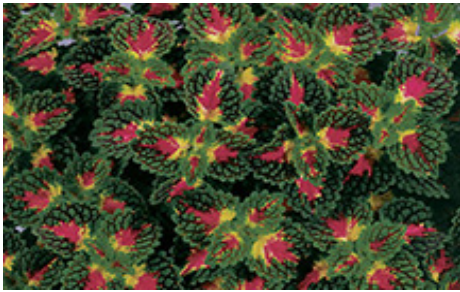
PW
PROVEN
WINNER.
 The #1 Plant Brand

Cultural info:		
pH/EC (2:1):	6.0 - 6.5 / 0.6 - 0.9	
Fertilization:	150 – 200 ppm N	
Light Level:	Medium to High	
Watering:	Moderate to Moist	
Rooting Out Temp:	65 - 72°F	
Growing Temp:	65 - 72°F	
Holding Temp:	50 - 60°F	
Sales Window:	Spring through Summer Finish.	
Pinching:	Pinch at 1-2 weeks after transplant if needed.	
Vernalization:	NA	
Vigor Rating:	3	
Natural Day Flower:	NA	
Finish Size	Liner/Pot	Weeks to Finish
Grande™	1	5 to 6
Quart	1	6 to 8
Royale™	1-3	8 to 10
10" basket/container	3-5	10 to 12

Grower Tips:
<ul style="list-style-type: none"> • Performs equally well as a landscape mass planting, specimen planting and a thriller in mixed containers! • Treat with a preventative broad spectrum fungicidal drench at 1-2 weeks after transplant. Scout crops regularly (at least once a week) for disease development. • Good air circulation, control of humidity, and good sanitation practices are critical. • Good water management practices are critical to healthy plant growth. • One to two pinches can be used to increase branching and for shaping. For small pot sizes this may not be necessary; larger pots will probably require pinching. • Florel can increase branching. B-Nine/ Cycocel tank mix or Sumagic spray at 3-5 ppm will help control growth if needed. • Growth Regulator Disclaimer: Check manufacturers labels for approved rates and usage recommendations.
NOTES:

COLORBLAZE® Strawberry Drop

Solenostemon hybrid



Landscape Info:	
USDA zone:	10-11
Mature height:	12-16"
Exposure:	Full Sun - Part Shade
Irrigation:	Moderate

Features & Benefits:
Going back to the old-fashioned vining type of Coleus, COLORBLAZE® Strawberry Drop is a great trailer for basket or combination containers.
Green lace around a pink heart on each leaf, and a low spreading habit make this a great Coleus to use as a component plant, it is also tolerant of shade.
Proven sell through, with great retail shelf life!

PW
PROVEN
WINNER
 The #1 Plant Brand

Cultural info:		
pH/EC (2:1):	6.0 - 6.5 / 0.6 - 0.9	
Fertilization:	150 – 200 ppm N	
Light Level:	Medium to High	
Watering:	Moderate to Moist	
Rooting Out Temp:	65 - 72°F	
Growing Temp:	65 - 72°F	
Holding Temp:	50 - 60°F	
Sales Window:	Spring through Summer Finish.	
Pinching:	Pinch at 1-2 weeks after transplant if needed.	
Vernalization:	NA	
Vigor Rating:	3	
Natural Day Flower:	NA	
Finish Size	Liner/Pot	Weeks to Finish
Grande™	1	5 to 6
Quart	1	6 to 8
Royale™	1-3	8 to 10
10" basket/container	3-5	10 to 12

Grower Tips:
<ul style="list-style-type: none"> • Performs equally well as a landscape mass planting, specimen planting and a thriller in mixed containers! • Treat with a preventative broad spectrum fungicidal drench at 1-2 weeks after transplant. Scout crops regularly (at least once a week) for disease development. • Good air circulation, control of humidity, and good sanitation practices are critical. • Good water management practices are critical to healthy plant growth. • One to two pinches can be used to increase branching and for shaping. For small pot sizes this may not be necessary; larger pots will probably require pinching. • Florel can increase branching. B-Nine/ Cycocel tank mix or Sumagic spray at 3-5 ppm will help control growth if needed. • Growth Regulator Disclaimer: Check manufacturers labels for approved rates and usage recommendations.
NOTES:

SUPERBENA® Whiteout

Verbena hybrid



Landscape Info:	
USDA zone:	8-11
Mature height:	6-12"
Exposure:	Part to Full Sun
Irrigation:	Average

Features & Benefits:
<p>Angelic, large pure-white flowers. Perfectly matched to SUPERBENA® Violet Ice and Stormburst in timing, habit, and vigor.</p> <p>Exceptional resistance to powdery mildew.</p> <p>Great in larger containers, combinations where it works with all medium vigor varieties.</p>

PW
PROVEN
WINNER.
 The #1 Plant Brand

Cultural info:		
pH/EC (2:1):	5.8-6.2/ 0.6-0.9	
Fertilization:	150-200 ppm N	
Light Level:	High	
Watering:	Average	
Rooting Out Temp:	65-72°F	
Growing Temp:	65-72°F	
Holding Temp:	50-60°F	
Sales Window:	Spring, Summer, Fall	
Pinching:	Pinch at 1–2 weeks after transplant if needed.	
Vernalization:	NA	
Vigor Rating:	3	
Natural Day Flower:	Long Days for peak blooming	
Finish Size	Liner/Pot	Weeks to Finish
Grande™	1	5 to 7
Quart	1	6 to 8
Royale™	1-3	7 to 9
10" basket/container	3-5	10 to 12

Grower Tips:
<ul style="list-style-type: none"> • Great for use in both containers of all types and landscapes. • High light in production is essential. • Growth can be controlled using lower temperatures. • Low pH and severe dry down can cause iron toxicity if supplemental iron has been applied. • Sumagic at 5-10 ppm may be used to keep neighboring pots from growing into each other. Check manufacturers labels for approved rates and usage recommendations. • A routine preventative fungicidal spray program is encouraged. • Good air circulation, control of humidity, and good sanitation practices are critical. Good sanitation practices include keeping greenhouses clean at all times, eliminating weeds and debris, disinfecting equipment and greenhouses as often as possible, and keeping hose-ends off the floor. • Good water management practices are critical to healthy plant growth. Avoid overhead watering late in the day. <p>NOTES:</p>

SUPERBENA® Red

Verbena hybrid



Landscape Info:	
USDA zone:	8-11
Mature height:	6-12"
Exposure:	Part to Full Sun
Irrigation:	Average

Features & Benefits:	
SUPERBENA® verbenas are very vigorous with large flowers and umbels. And with strong trailing habit.	
SUPERBENA® Red brings improved branching and vigor to unify the collection .	
Exceptional resistance to powdery mildew.	
Great in larger containers, combinations where it works with all medium vigor varieties.	


PW
PROVEN
WINNER.
 The #1 Plant Brand

Cultural info:		
pH/EC (2:1):	5.8-6.2/ 0.6-0.9	
Fertilization:	150-200 ppm N	
Light Level:	High	
Watering:	Average	
Rooting Out Temp:	65-72°F	
Growing Temp:	65-72°F	
Holding Temp:	50-60°F	
Sales Window:	Spring, Summer, Fall	
Pinching:	Pinch at 1–2 weeks after transplant if needed.	
Vernalization:	NA	
Vigor Rating:	3	
Natural Day Flower:	Long Days for peak blooming	
Finish Size	Liner/Pot	Weeks to Finish
Grande™	1	5 to 7
Quart	1	6 to 8
Royale™	1-3	7 to 9
10" basket/container	3-5	10 to 12

Grower Tips:	
<ul style="list-style-type: none"> • Great for use in both containers of all types and landscapes. • High light in production is essential. • Growth can be controlled using lower temperatures. • Low pH and severe dry down can cause iron toxicity if supplemental iron has been applied. • Sumagic at 5-10 ppm may be used to keep neighboring pots from growing into each other. Check manufacturers labels for approved rates and usage recommendations. • A routine preventative fungicidal spray program is encouraged. • Good air circulation, control of humidity, and good sanitation practices are critical. Good sanitation practices include keeping greenhouses clean at all times, eliminating weeds and debris, disinfecting equipment and greenhouses as often as possible, and keeping hose-ends off the floor. • Good water management practices are critical to healthy plant growth. Avoid overhead watering late in the day. 	
NOTES:	

SUPERBENA® Scarlet Star

Verbena hybrid



Landscape Info:	
USDA zone:	8-11
Mature height:	6-12"
Exposure:	Part to Full Sun
Irrigation:	Average

Features & Benefits:
The SUPERBENA® collection has very large flowers and umbels. Scarlet-red flowers with white eye.
Exceptional resistance to powdery mildew.
Great in larger containers, combinations where it works with all medium vigor varieties.


PW
PROVEN
WINNER.
 The #1 Plant Brand

Cultural info:		
pH/EC (2:1):	5.8-6.2/ 0.6-0.9	
Fertilization:	150-200 ppm N	
Light Level:	High	
Watering:	Average	
Rooting Out Temp:	65-72°F	
Growing Temp:	65-72°F	
Holding Temp:	50-60°F	
Sales Window:	Spring, Summer, Fall	
Pinching:	Pinch at 1–2 weeks after transplant if needed.	
Vernalization:	NA	
Vigor Rating:	3	
Natural Day Flower:	Long Days for peak blooming	
Finish Size	Liner/Pot	Weeks to Finish
Grande™	1	5 to 7
Quart	1	6 to 8
Royale™	1-3	7 to 9
10" basket/container	3-5	10 to 12

Grower Tips:
<ul style="list-style-type: none"> • Great for use in both containers of all types and landscapes. • High light in production is essential. • Growth can be controlled using lower temperatures. • Low pH and severe dry down can cause iron toxicity if supplemental iron has been applied. • Sumagic at 5-10 ppm may be used to keep neighboring pots from growing into each other. Check manufacturers labels for approved rates and usage recommendations. • A routine preventative fungicidal spray program is encouraged. • Good air circulation, control of humidity, and good sanitation practices are critical. Good sanitation practices include keeping greenhouses clean at all times, eliminating weeds and debris, disinfecting equipment and greenhouses as often as possible, and keeping hose-ends off the floor. • Good water management practices are critical to healthy plant growth. Avoid overhead watering late in the day.
NOTES:

SUPERBENA® Raspberry

Verbena hybrid



Landscape Info:	
USDA zone:	8-11
Mature height:	6-12"
Exposure:	Part to Full Sun
Irrigation:	Average

Features & Benefits:
SUPERBENA® verbenas are very vigorous, with large flowers and umbels. Rich raspberry pink flowers.
Exceptional resistance to powdery mildew.
Great in larger containers, combinations where it works with all medium vigor varieties.

PW
PROVEN
WINNER.
 The #1 Plant Brand

Cultural info:		
pH/EC (2:1):	5.8-6.2/ 0.6-0.9	
Fertilization:	150-200 ppm N	
Light Level:	High	
Watering:	Average	
Rooting Out Temp:	65-72°F	
Growing Temp:	65-72°F	
Holding Temp:	50-60°F	
Sales Window:	Spring, Summer, Fall	
Pinching:	Pinch at 1–2 weeks after transplant if needed.	
Vernalization:	NA	
Vigor Rating:	3	
Natural Day Flower:	Long Days for peak blooming	
Finish Size	Liner/Pot	Weeks to Finish
Grande™	1	5 to 7
Quart	1	6 to 8
Royale™	1-3	7 to 9
10" basket/container	3-5	10 to 12

Grower Tips:
<ul style="list-style-type: none"> • Great for use in both containers of all types and landscapes. • High light in production is essential. • Growth can be controlled using lower temperatures. • Low pH and severe dry down can cause iron toxicity if supplemental iron has been applied. • Sumagic at 5-10 ppm may be used to keep neighboring pots from growing into each other. Check manufacturers labels for approved rates and usage recommendations. • A routine preventative fungicidal spray program is encouraged. • Good air circulation, control of humidity, and good sanitation practices are critical. Good sanitation practices include keeping greenhouses clean at all times, eliminating weeds and debris, disinfecting equipment and greenhouses as often as possible, and keeping hose-ends off the floor. • Good water management practices are critical to healthy plant growth. Avoid overhead watering late in the day.
NOTES:

BERRIED TREASURE™ Pink

Fragaria hybrid



Landscape Info:	
USDA zone:	4-8
Mature height:	12-16"
Exposure:	Part to Full Sun
Irrigation:	Moderate

Features & Benefits:
Pink semi-double flowers with day neutral flowering and fruiting means blooms and fruit at retail.
Immediate retail impact with flowers and fruit. Cash in on the 'foody' market appeal.
Quick and easy production.

PW
PROVEN
WINNER.
 The #1 Plant Brand

Cultural info:		
pH/EC (2:1):	5.8-6.5 / 0.6-0.9	
Fertilization:	150 ppm N	
Light Level:	High	
Watering:	Moderate, never allow to wilt	
Rooting Out Temp:	65-72 °F	
Growing Temp:	65-72 °F	
Holding Temp:	50-60°F	
Sales Window:	Spring, summer	
Pinching:	Not needed	
Vernalization:	Not required	
Vigor Rating:	2	
Natural Day Flower:	Day Neutral, long day beneficial	
Finish Size	Liner/Pot	Weeks to Finish
Grande™	1	5 to 7
Quart	1	6 to 9
Royale™	1-3	7 to 9
10" basket/container	3-5	10 to 12

Grower Tips:
<ul style="list-style-type: none"> BERRIED TREASURE™ strawberries are an easy, fast crop that will appeal to consumer both for their fruit and for their attractive pink flowers. Key factors in producing a high quality crop include attention to watering, strawberries do not tolerate wilting, so plants must be kept moist though not soggy. Avoid high production temperatures, plants should be kept below 80°F to avoid a reduction in fruit quality. Keep on the look out for spider mites, especially when humidity is low in the greenhouse. Make sure to spray underside of foliage as well as upper surface of leaves. Bright light and cool nights are also best for peak flowering and fruit set. Reduced runner formation means a more mounding habit and more energy to flowers and fruit. Depending on conditions, it is about 4 weeks from flowering to ripened fruit.
NOTES:

BERRIED TREASURE™ Red

Fragaria hybrid



Landscape Info:	
USDA zone:	4-8
Mature height:	12-16"
Exposure:	Part to Full Sun
Irrigation:	Moderate

Features & Benefits:
Red semi-double flowers with day neutral flowering and fruiting means blooms and fruit at retail.
Immediate retail impact with flowers and fruit. Cash in on the 'foody' market appeal.
Quick and easy production.



Cultural info:		
pH/EC (2:1):	5.8-6.5 / 0.6-0.9	
Fertilization:	100-150 ppm N	
Light Level:	High	
Watering:	Moderate, never allow to wilt	
Rooting Out Temp:	65-72 °F	
Growing Temp:	65-72 °F	
Holding Temp:	50-60°F	
Sales Window:	Spring, summer	
Pinching:	Not Needed	
Vernalization:	Not required	
Vigor Rating:	2	
Natural Day Flower:	Day Neutral, long day beneficial	
Finish Size	Liner/Pot	Weeks to Finish
Grande™	1	5 to 7
Quart	1	6 to 9
Royale™	1-3	7 to 9
10" basket/container	3-5	10 to 12

Grower Tips:
<ul style="list-style-type: none"> Berried Treasure™ strawberries are an easy, fast crop that will appeal to consumer both for their fruit and for their attractive red flowers. Key factors in producing a high quality crop include attention to watering, strawberries do not tolerate wilting, so plants must be kept moist though not soggy. Avoid high production temperatures, plants should be kept below 80°F to avoid a reduction in fruit quality. Keep on the look out for spider mites, especially when humidity is low in the greenhouse. Make sure to spray underside of foliage as well as upper surface of leaves. Bright light and cool nights are also best for peak flowering and fruit set. Reduced runner formation means a more mounding habit and more energy to flowers and fruit. Depending on conditions, it is about 4 weeks from flowering to ripened fruit.
NOTES:

'Garden Gem'

Lycopersicon hybrid



Landscape Info:	
USDA zone:	9-11
Mature height:	28-36"
Exposure:	Full sun
Irrigation:	Average

Features & Benefits:	
Snacker Tomato, smaller fruited, grape shape. Indeterminate growth for continual fruiting.	
Heirloom flavor with modern disease resistance & yield.	
Larger fruit, more balanced tomato flavor, heat and humidity tolerance.	

PW
PROVEN
WINNER.
 The #1 Plant Brand

Cultural info:		
pH/EC (2:1):	5.6- 5.8/0.6-0.9	
Fertilization:	100-150 ppm N	
Light Level:	High	
Watering:	Average	
Rooting Out Temp:	65-72 °F	
Growing Temp:	65-72 °F	
Holding Temp:	50-60 °F	
Sales Window:	Spring, summer	
Pinching:	Not needed	
Vernalization:	Not required	
Vigor Rating:	4	
Natural Day Flower:	Long day	
Finish Size	Liner/Pot	Weeks to Finish
Grande™	1	4 to 5
Quart	1	4 to 5
Royale™	1	6 to 7
10" basket/container	1-3	8 to 10

Grower Tips:	
<ul style="list-style-type: none"> To slow growth, grow the crop cool where possible. Once established in sale container 55-65°F will slow the crop and produce a stockier plant. Avoid a soil pH of higher than 6.5 as micronutrient deficiencies start to show up when pH gets too high. A complete micronutrient balanced fertilizer is essential for growth and best flavor. Most tomatoes will do best with additional calcium, or a CalMag fertilizer. Watch for signs of virus, wash hands before handling the crop. Good air circulation is essential for pollination of flowers, so make sure air is moving in the greenhouse and humidity relatively low for best fruit set. 	
NOTES:	

'Garden Treasure'

Lycopersicon hybrid



Landscape Info:	
USDA zone:	9-11
Mature height:	36"
Exposure:	Full sun
Irrigation:	Average

Features & Benefits:
Larger slicing tomato, large size fruit. Fabulous heirloom flavor with modern disease resistance & yield.
Larger fruit, more balanced tomato flavor, heat and humidity tolerance.
Indeterminate growth for continual fruiting.

PW
PROVEN
WINNER.
 The #1 Plant Brand

Cultural info:		
pH/EC (2:1):	5.6- 5.8/0.6-0.9	
Fertilization:	100-150 ppm N	
Light Level:	High	
Watering:	Average	
Rooting Out Temp:	65-72 °F	
Growing Temp:	65-72 °F	
Holding Temp:	50-60 °F	
Sales Window:	Spring, summer	
Pinching:	Not needed	
Vernalization:	Not required	
Vigor Rating:	3	
Natural Day Flower:	Long day	
Finish Size	Liner/Pot	Weeks to Finish
Grande™	1	4 to 5
Quart	1	4 to 5
Royale™	1	6 to 7
10" basket/container	1-3	8 to 10

Grower Tips:
<ul style="list-style-type: none"> To slow growth, grow the crop cool where possible. Once established in sale container 65-55 °F will slow the crop and produce a stockier plant. Avoid a soil pH of higher than 6.5 as micronutrient deficiencies start to show up when pH gets too high. Most tomatoes will do best with additional calcium, or a CalMag fertilizer. Watch for signs of virus, wash hands before handling the crop. Good air circulation is essential for pollination of flowers, so make sure air is moving in the greenhouse and humidity relatively low for best fruit set.
NOTES:

Amazel™

Ocimum hybrid



Landscape Info:	
USDA zone:	10 to 11
Mature height:	20-36"
Exposure:	Sun - Part Shade
Irrigation:	Moderate

Features & Benefits:
Gourmet flavor and downy mildew resistance combine to make Amazel™ Basil, easy to grow and quick to produce.
The first Downy Mildew resistant sweet Basil.
Late or non-flowering gives a much more uniform crop.
Quick high yields, seed sterile

PW
PROVEN
WINNER.
 The #1 Plant Brand

Cultural info:		
pH/EC (2:1):	6.0 -6.5/0.6-0.9	
Fertilization:	150 – 200 ppm N	
Light Level:	Medium to High	
Watering:	Moderate to Moist	
Rooting Out Temp:	65 - 72°F	
Growing Temp:	65 - 72°F	
Holding Temp:	65 - 72°F	
Sales Window:	Spring through Summer Finish.	
Pinching:	Pinch at 1-2 weeks after transplant if needed.	
Vernalization:	NA	
Vigor Rating:	3	
Natural Day Flower:	NA	
Finish Size	Liner/Pot	Weeks to Finish
Grande™	1	4 to 5
Quart	1	4 to 6
Royale™	1-2	5 to 7
10" basket/container	1-3	7 to 9

Grower Tips:
<ul style="list-style-type: none"> • Good sanitation practices include keeping greenhouses clean at all times, eliminating weeds and debris, disinfecting equipment and greenhouses as often as possible, and keeping hose-ends off the floor. • Good water management practices are critical to healthy plant growth. Avoid overhead watering late in the day. • Avoid temperatures below 40°F • Grow under high light in production with good air circulation. • A pinch if necessary provides a better branched habit. • Scout for Thrips and Botrytis.
NOTES: